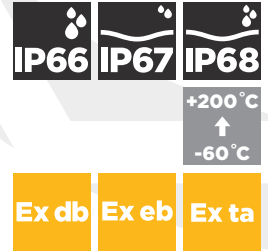


757

757 HEXAGON HEAD STOPPER PLUG, GLOBALLY APPROVED, EXPLOSIVE ATMOSPHERE CABLE / CONDUIT ACCESSORY

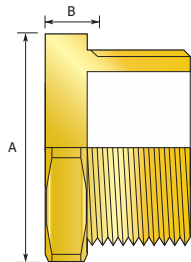
- Provides means of blanking unused cable entries
- Temporary or permanent
- General purpose / industrial version available
- Equipment interface 'O' ring seal available
- -60°C to 200°C (metallic versions), -20°C to +60°C (nylon Ex e)
- Globally marked, IECEx, ATEX, cCSAus & UL (metallic versions only)



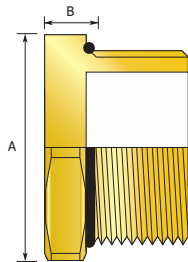
TECHNICAL CLASSIFICATION	
DESIGN SPECIFICATION	BS 6121:Part 1:1989
ENCLOSURE PROTECTION	IK10 to IEC 62262 (20 joules) Brass & Stainless Steel Only
INGRESS PROTECTION RATING**	IP66, IP67 & IP68***
AVAILABLE MATERIALS	Brass, Electroless Nickel Plated Brass, Aluminium, Stainless Steel, Nylon
CONTINUOUS OPERATING TEMPERATURE	-60°C to +200°C (Metallic), -20°C to +60°C (Nylon)

* Dimensions shown for metric threads alternative thread dimensions may vary ** When CMP installation accessories are used. Refer to www.cmp-products.com for further information. *** IP68 tested to a minimum depth of 30 metres for 12 hours, alternative depths / durations can be provided upon request.

757 Series Stopper Plug



757 Series Stopper Plug with optional 'O' ring



GLOBAL PRODUCT CERTIFICATION			
ATEX CERTIFICATE	CML18ATEX1320X	IECEx CERTIFICATE	IECEx CML 18.0177X, IECEx SIM 15.0002X
CODE OF PROTECTION	⊕ II 2G 1D Ex db IIC Gb, Ex eb IIC Gb, Ex ta IIIC Da ⊕ I M2 Ex db I Mb, Ex eb I Mb (II 2G 1D Ex eb IIC Gb, Ex ta IIIC Da only on Nylon version)	CODE OF PROTECTION	Ex db I Mb, Ex eb I Mb; Ex db IIC Gb, Ex eb IIC Gb, Ex ta IIIC Da (Ex eb IIC Gb, Ex ta IIIC Da only on Nylon version)
COMPLIANCE STANDARDS	EN 60079-0,1,7,31	COMPLIANCE STANDARDS	IEC 60079-0,1,7,31
cCSAus CERTIFICATE	1055233 (Metallic versions only)	UL CERTIFICATE	E214221 (Metallic versions only)
CODE OF PROTECTION	Ex e II, Class I, Zone 1, AEx e II; IP66, 67, 68; Enclosure Type 4X; Class II Groups E, F and G; Class III	CODE OF PROTECTION	Class I Div 1 & 2, Groups A, B, C, D; Class II Groups E, F, G; Class III
COMPLIANCE STANDARDS	C22.2 No. 0, 0.5, 30, 94, CAN/CSA 60079-0, 1, 7, UL50 Edition 11, UL1203 Edition 4, UL 60079-0, 1, 7	COMPLIANCE STANDARDS	UL 1203
EAC CERTIFICATE	TC RU C-GB.AA87.B.00487	UKrSEPRO	CL1 19.0372X
RETE APPROVAL NUMBER	03866	CCOE / PESO (INDIA) CERTIFICATE	P444949
NEPSI CERTIFICATE	GY18.1255X	INMETRO APPROVAL	TUV 12.1333X
KCS KOSHA CERTIFICATE	14-GA4BO-0255X	ECAS CERTIFICATE	20-02-05266
MARINE APPROVALS	LRS: 01/00173, DNV: TAE00000Y, ABS: 17-LD1619350-PDA, BV: 43180 A1 BV		

HOW TO ORDER

e.g. 757-D-M-3-1

= Dual certified Ex d & Ex e - M25 - Aluminium

Other thread variations are available on request. For further information on ordering please refer to page 163.

When ordered with the integral 'O' ring seal the across flats dimension shown may increase to accommodate the 'O' ring.

DESCRIPTION	ALLEN KEY RECESS	METALLIC			NON-METALLIC	
		Ex 'd'	Ex 'e'	INDUSTRIAL	Ex 'e'	INDUSTRIAL
747 RECESSED NON-TAMPER PROOF TYPE 'A'	✓	✓	✓	✓	✓	✓
747 RECESSED TAMPER-PROOF TYPE 'B'	✓	✓	✓	✓	✓	✓
757 HEXAGON HEAD	x	✓	✓	✓	✓	✓
757 HEXAGON HEAD C/W 'O' RING SEAL	x	✓	✓	✓	✓	✓
767 DOME HEAD	✓	✓	✓	✓	✓	✓
767 DOME HEAD C/W 'O' RING SEAL	✓	✓	✓	✓	✓	✓

PRODUCT SELECTION TABLE*					
ORDERING REFERENCE	THREAD SIZE	MINIMUM THREAD LENGTH	ACROSS FLATS 'A'	ACROSS CORNERS 'A'	PROTRUSION LENGTH 'B'
757DM1	M16 X 1.5	15.0	22.0	24.2	5.0
757DM2	M20 X 1.5	15.0	24.0	26.4	5.0
757DM3	M25 X 1.5	15.0	30.0	33.0	5.0
757DM4	M32 X 1.5	15.0	36.0	39.6	5.0
757DM5	M40 X 1.5	15.0	46.0	50.6	5.0
757DM6	M50 X 1.5	15.0	55.0	60.5	5.0
757DM7	M63 X 1.5	15.0	70.0	77.0	5.0
757DM8	M75 X 1.5	15.0	80.0	88.0	5.0
757DM9	M90 X 2.0	24.0	99.0	108.9	5.0
757DM10	M100 X 2.0	24.0	108.0	118.8	5.0

All dimensions shown are in millimetres unless otherwise stated

Dimensions listed are for metric cable glands only. Dimensions for alternative threads may vary, please see supplementary technical data sheet TDS503NPT.