



DEHDASHT PETROCHEMICAL INDUSTRY COMPANY
DEHDASHT HIGH DENSITY POLYETHYLENE PROJECT



Contract No.: DPIC/98-12	DOCUMENT TITLE: Oil Filter Drawing	POI: IFA	Rev.: D0
	DOCUMENT No: DPIC9812-000-VD-1002-ME-DWG-0016	Sheet 1 of 7	

Oil Filter Drawing (F-PK-6101-1A/2A, F-PK-6101-1B/2B)

PURCHASER'S COMMENT/APPROVAL STATUS						Purchaser: NARGAN
1	AP: Approved (Released for Manufacturing)					Requisition No.: DPIC98-12-001-000-ME-MR-4150-0001-D1 Item No. (Tag No.): PK-6101
<input checked="" type="checkbox"/>	AN: Approved With Minor Comments (Fabrication may Proceed)					
3	NF: Approved With Comments (Fabrication not Proceed)					
4	RJ: Rejected					
5	NR: Not be Returned					
Date:	<input type="text" value="15.01.2022"/>	Signature:	<input type="text" value="A.AB"/>			Vendor Doc. No.: DPIC9812-000-VD-1002-ME-DWG-0016-D0
D0	02-JAN.-22	IFA	F.SARLAK	M.NAZARSHOAR	DR.A.NEJATI	
REV.	DATE ISSUE	Purpose of Issue	PREPARED	CHECKED	APPROVED	



DEHDASHT PETROCHEMICAL INDUSTRY COMPANY
DEHDASHT HIGH DENSITY POLYETHYLENE PROJECT

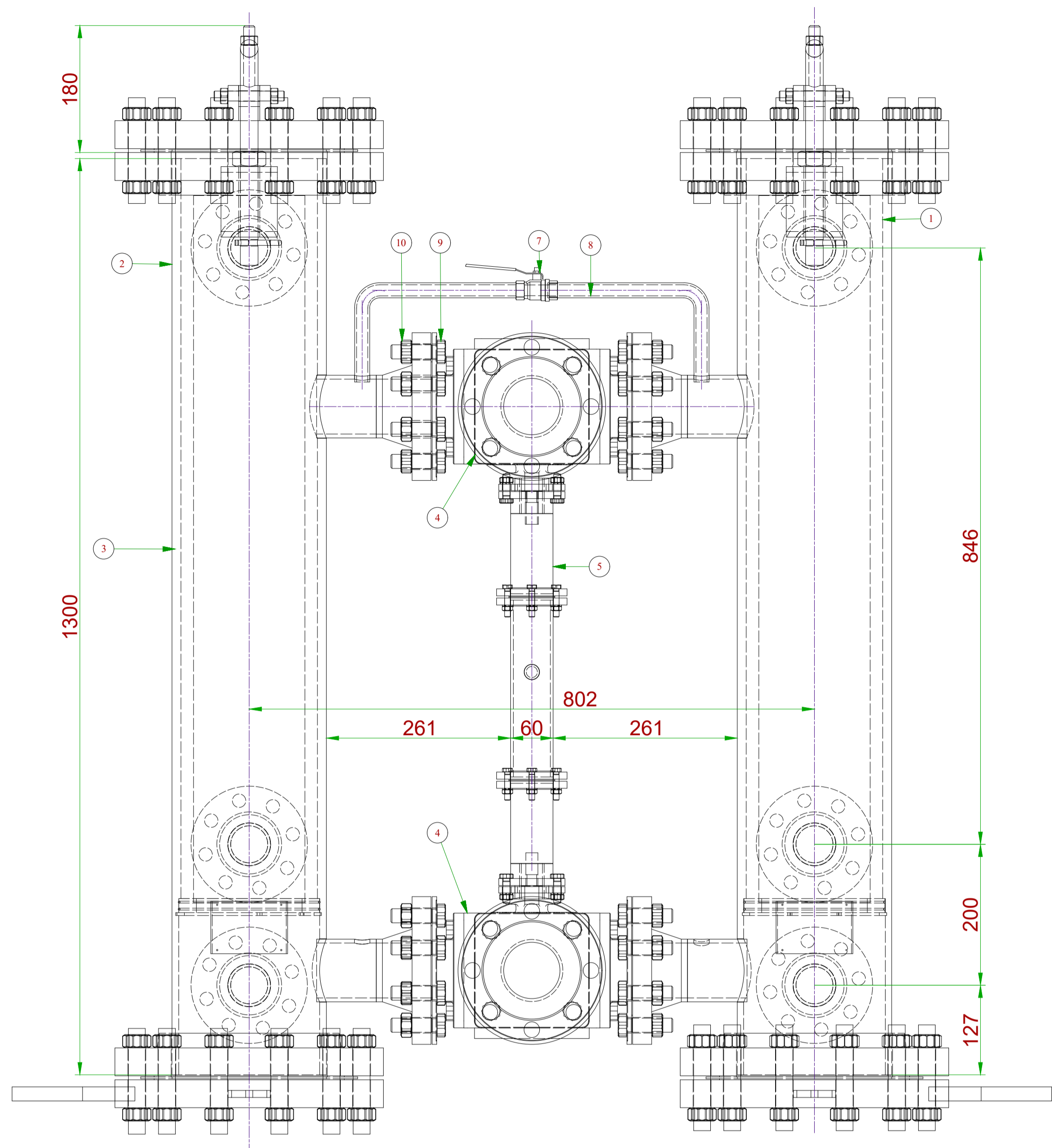


Contract No.: DPIC/98-12	DOCUMENT TITLE: Oil Filter Drawing	POI: IFA	Rev.: D0
	DOCUMENT No: DPIC9812-000-VD-1002-ME-DWG-0016	Sheet 2 of 7	

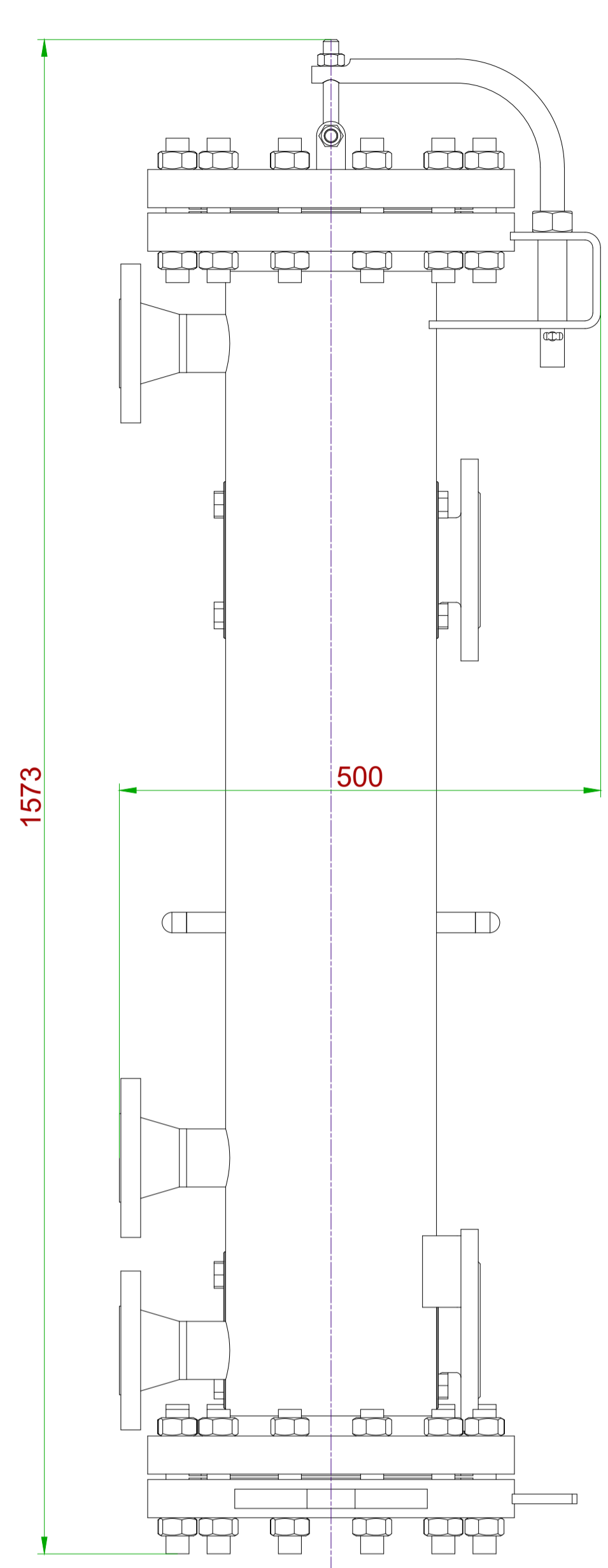
TABULATION OF REVISED PAGES

Page	Rev-D0	Rev-D1	Rev-D2	Rev-D3	Rev-D4
1	x				
2	x				
3	x				
4	x				
5	x				
6	x				
7	x				
8					
9					
10					
11					
12					
13					
14					
15					
16					
17					
18					
19					
20					
21					
22					
23					
24					
25					
26					
27					
28					
29					
30					
31					
32					
33					
34					
35					

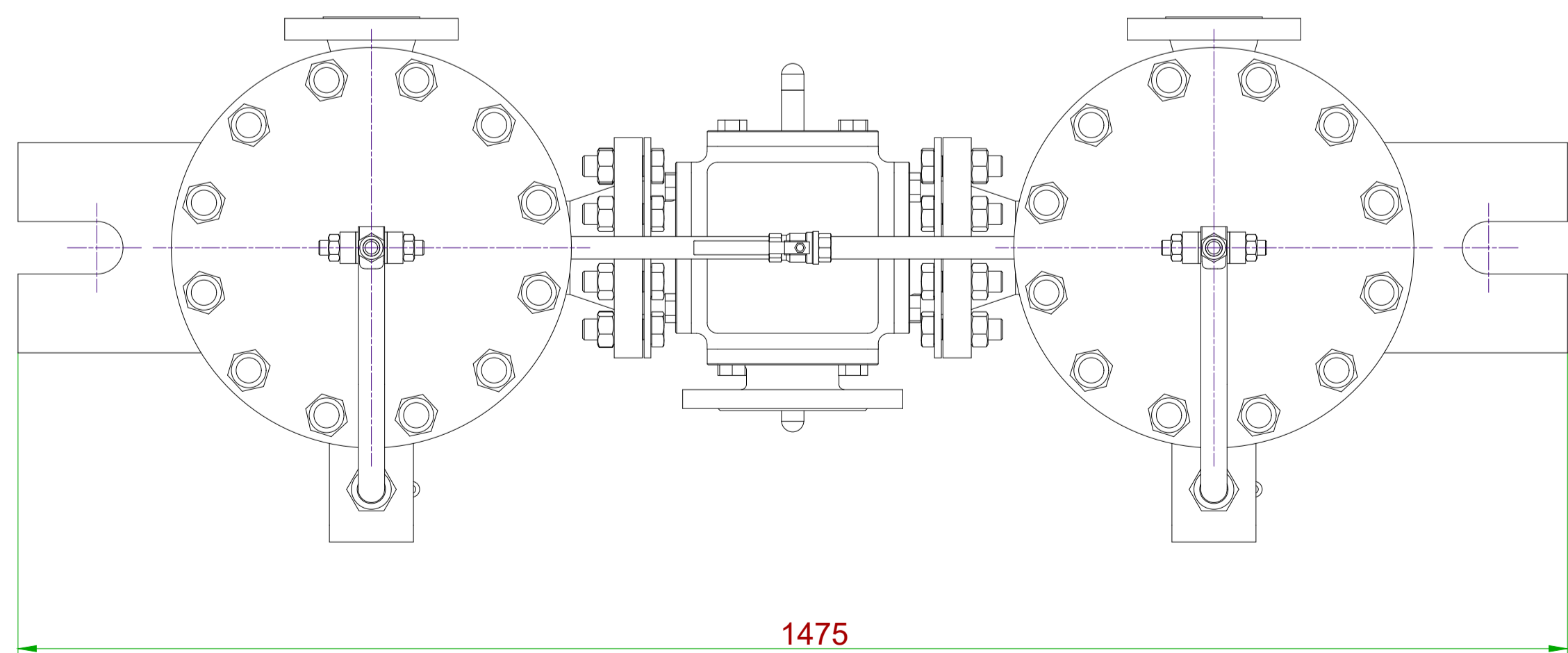
Page	Rev-D0	Rev-D1	Rev-D2	Rev-D3	Rev-D4
36					
37					
38					
39					
40					
41					
42					
43					
44					
45					
46					
47					
48					
49					
50					
51					
52					
53					
54					
55					
56					
57					
58					
59					
60					
61					
62					
63					
64					
65					
66					
67					
68					
69					
70					



Front View : Oil Filter

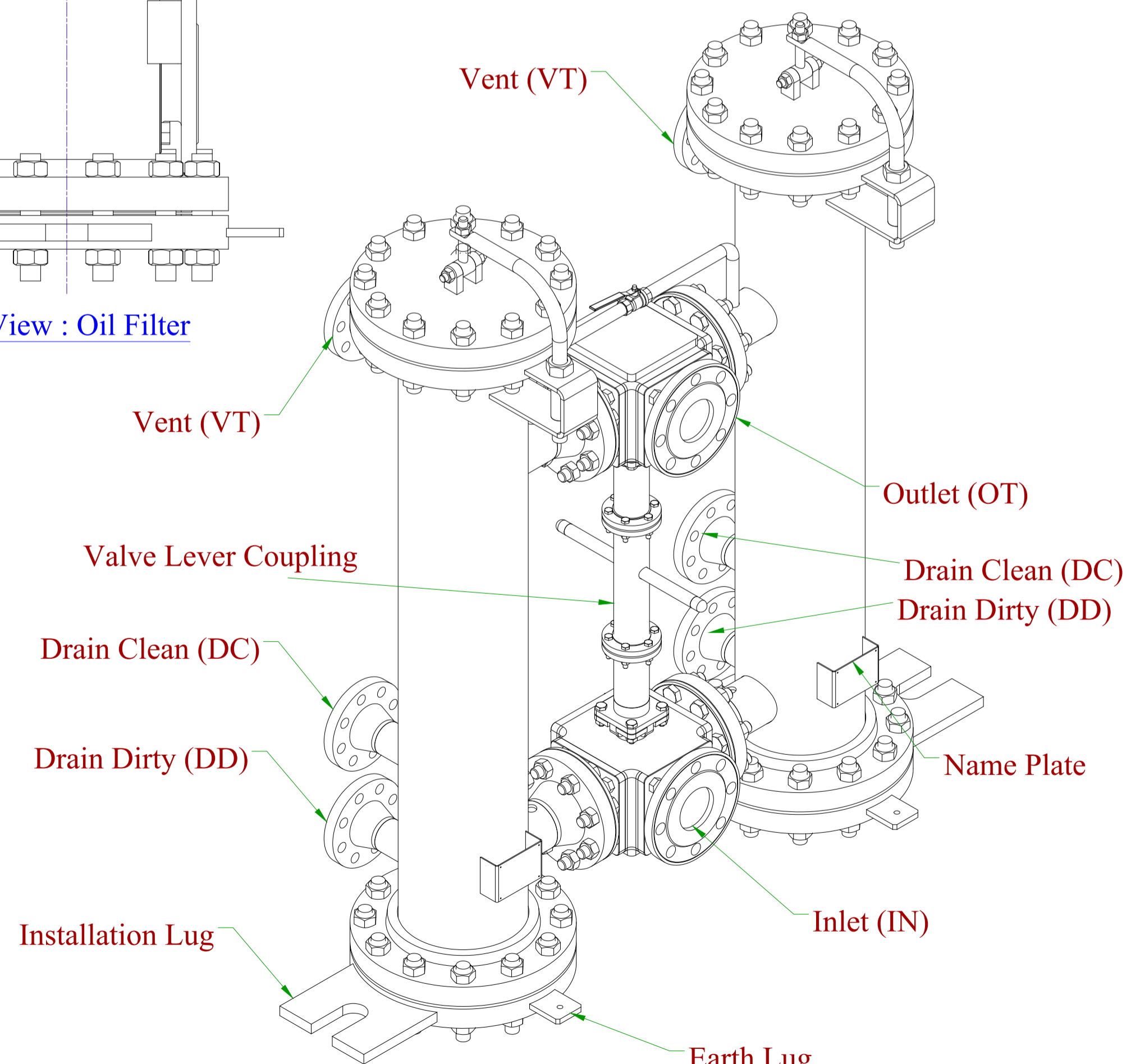


Side View : Oil Filter



Top View : Oil Filter

-Please add DWG for internal parts and filter media and cartridges with part list and material
 -Please add and specify transfer valve in DWG



Isometric View : Oil Filter

REFERENCES DOCUMENT

NOTES

SPECIFICATION

Process Data

Fluid Name	Lube Oil Liquid
Operating Capacity (LPM)	240
Operating Temperature (°C)	50
Internal Design Temperature (°C)	120
Operating Pressure (bar)	22.3
Design Pressure (barg)	25 /F.V.
Hydrostatic Pressure (barg)	37.5
Fluid Density (kg/m3)	887
Fluid Viscosity (cP)	2.2
Pressure Drop (Clean/Dirty) (barg)	<0.25 / < 1.0

Pos.	ITEM	Description	Material	Qty	Total Weight	Remark
13	Hex Nut	DIN 934 - M10	A194 2H	8	0.1 kg	
12	Spring Washer	DIN 128 - A10	A194 2H	8	0 kg	
11	Hex-Head Bolt	DIN 933 - M10 x 35	A193 B7	8	0.3 kg	
10	Hex Nut	DIN 934 - M20	A194 2H	32	2.1 kg	
9	Hex-Head Bolt	DIN 933 - M20 x 65	A193 B7	32	7.4 kg	
8	Tube	1/2", Wall Thickness:1.2 mm	S.S 316L	2	0.9 kg	
7	Ball Valve	1/2", Class 3000	S.S 316L	1	0.2 kg	
5	Coupling	Size 3", Class 300	C.S	1	3.2 kg	
4	3-Way Ball Valve	Size 3", Class 300	ST.52	2	~150 kg	Note.1
3	Filter Element	Cartridge 10µm, 90%	S.S 304	2		
2	Vessel - B	Pipe 8", Sch.80, H=1300	---	1	84 kg	
1	Vessel - A	Pipe 8", Sch.80, H=1300	---	1	84 kg	

PARTS LIST

please add total weight for operation and empty cases

CLIENT:	MC	CONTRACTOR:

This document is the property of DPIC. Any unauthorized attempt to reproduce it, in any form, is strictly prohibited.

PROJECT TITLE:
 DEHDASHT PETROCHEMICAL INDUSTRY COMPANY
 DEHDASHT HIGH DENSITY POLYETHYLENE PROJECT

DRAWING TITLE:
 OIL FILTER DRAWING

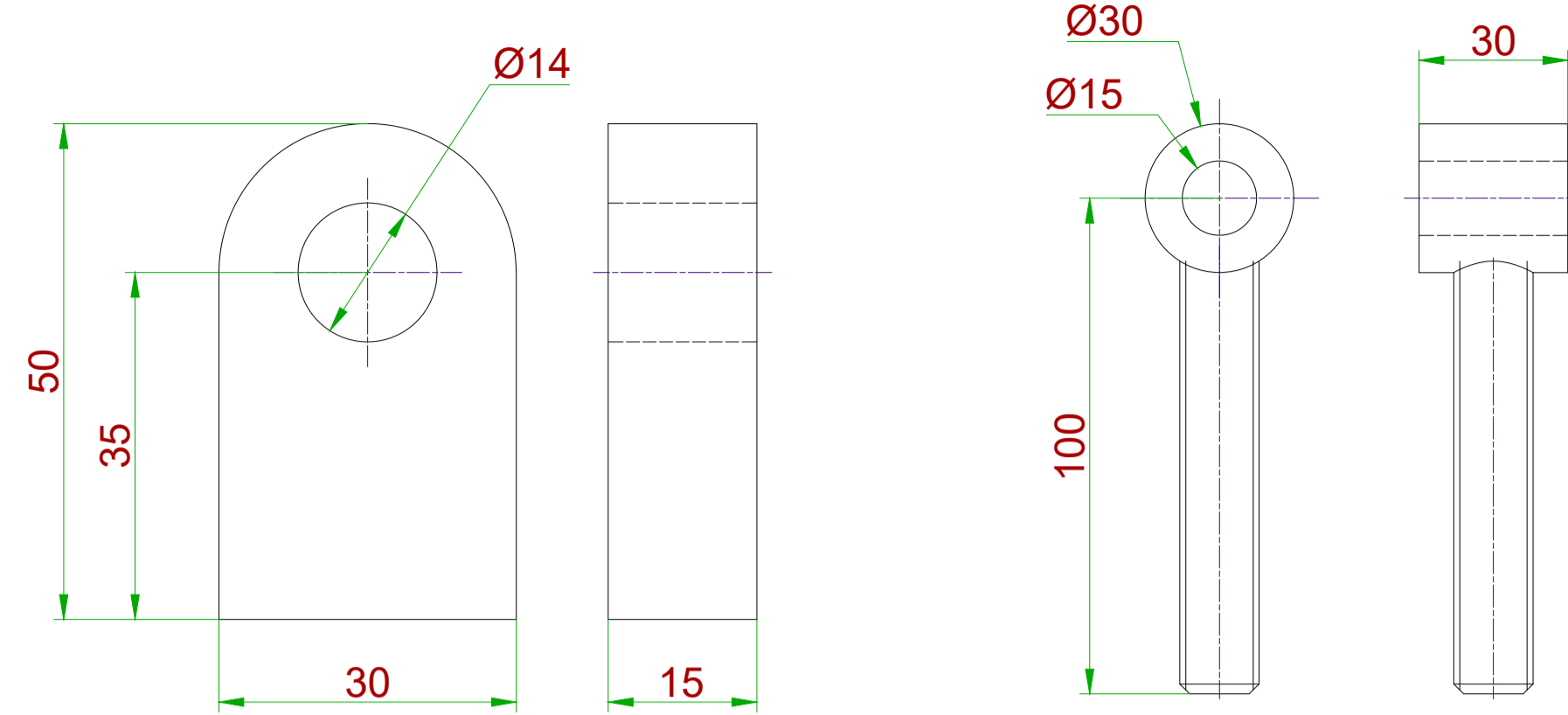
DOCUMENT No:	DPIC9812-000-VD-1002-ME-DWG-0016	SC:	
Proj. Code	Area No.	VD	Material Code
PO No.	Disc. Code	Doc. Type	Serial No.
Rev.	Sheet No.	3 of 7	

PURCHASER'S COMMENT/ APPROVAL STATUS	PURCHASER:
1. AP: Approved (Released for Manufacturing)	
2. AM: Approved With Minor Comments (Fabrication may Proceed)	
3. NF: Not Fabricated (Fabrication not Proceed)	
4. RJ: Rejected	
5. NR: Not be Returned	
Date: XX.XX.XX	Signature:
	REQUISITION NO.:
	ITEM NO. (TAG NO.):
	F-PK-6101-1A/2A
	F-PK-6101-1B/2B
	VENDOR DOC. NO.:

DO	02-01-2022	ISSUE FOR APPROVAL	F.SARLAK	M.NAZARSHAH	D.RA.NEJATI
REV	DATE	DESCRIPTION	PREP'D	CHK'D	APP'D

DD	270	150	Size=3", Sch.=40	SA 106 Gr.B	Rating=300#, Type=W.N., Face=RF	SA 105	Drain Dirty
DC	270	400	Size=3", Sch.=40	SA 106 Gr.B	Rating=300#, Type=W.N., Face=RF	SA 105	Drain Clean
MH	-	-	Size=8", Sch.=40	SA 106 Gr.B	Rating=300#, Type=Slip On., Face=RF	SA 105	Manhole
OT	0	1050	Size=3", Sch.=40	SA 106 Gr.B	Rating=300#, Type=W.N., Face=RF	SA 105	Outlet
IN	0	250	Size=3", Sch.=40	SA 106 Gr.B	Rating=300#, Type=W.N., Face=RF	SA 105	Inlet
Mark No.	Angle	Elevation	Pipe (Coupling)	Material Pipe	Flange	Material Flange	Discription

Nozzle Data

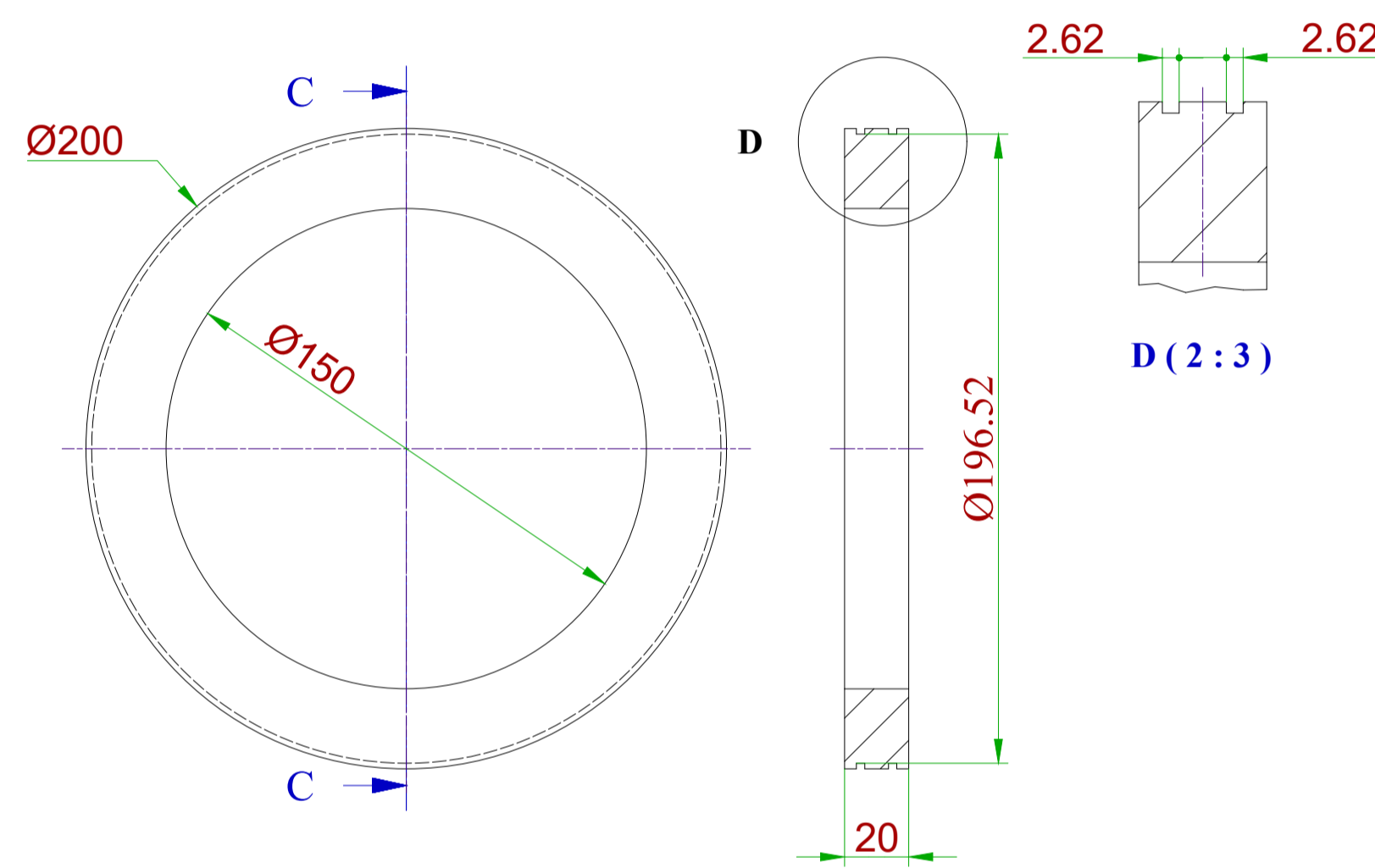


Pos. 1-9 : Lug View

Scale (6:1)

Pos. 1-10 : Davit Adjustment Screw

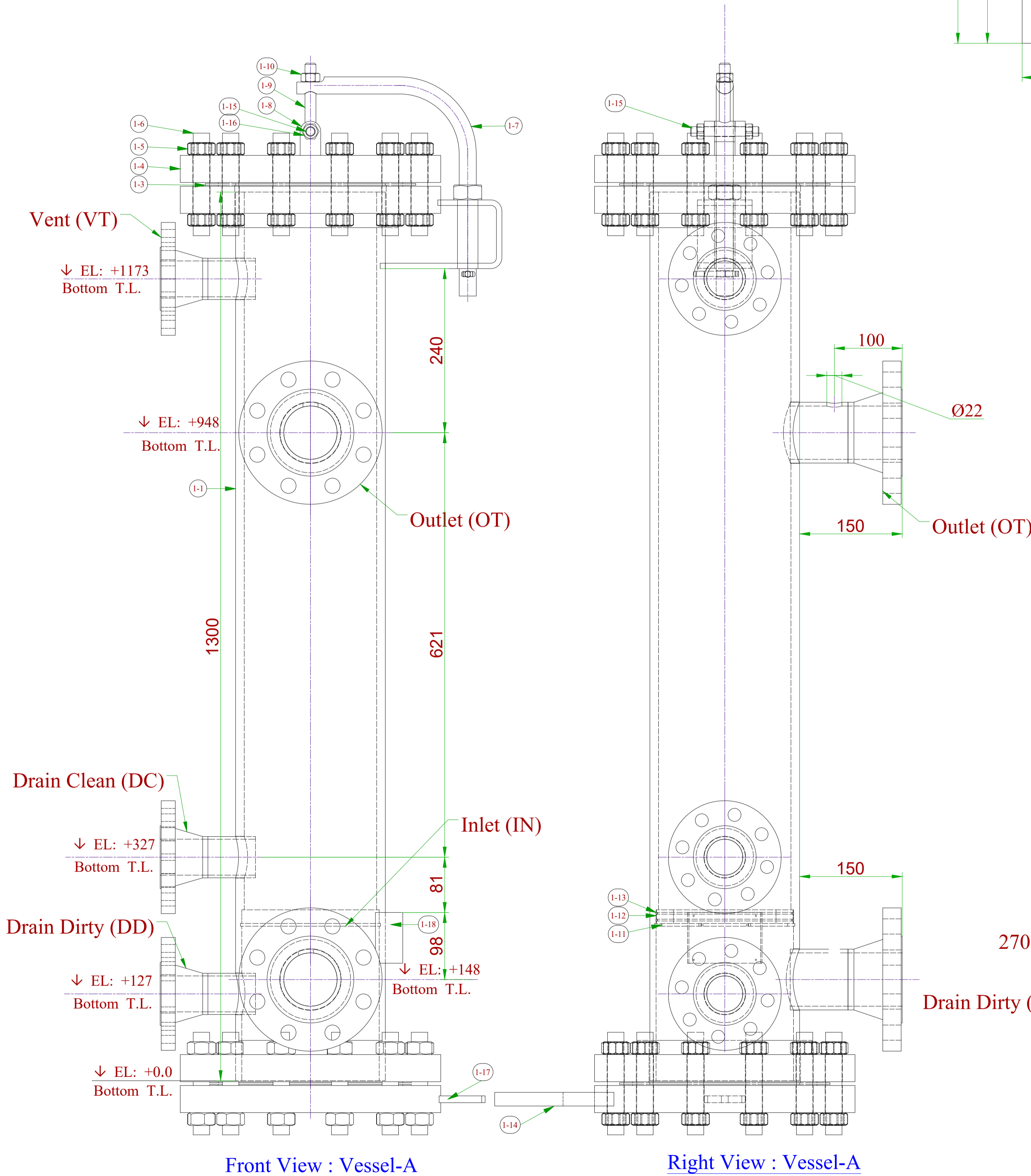
Scale (3:1)



Pos. 1-12 : Mounting Plate

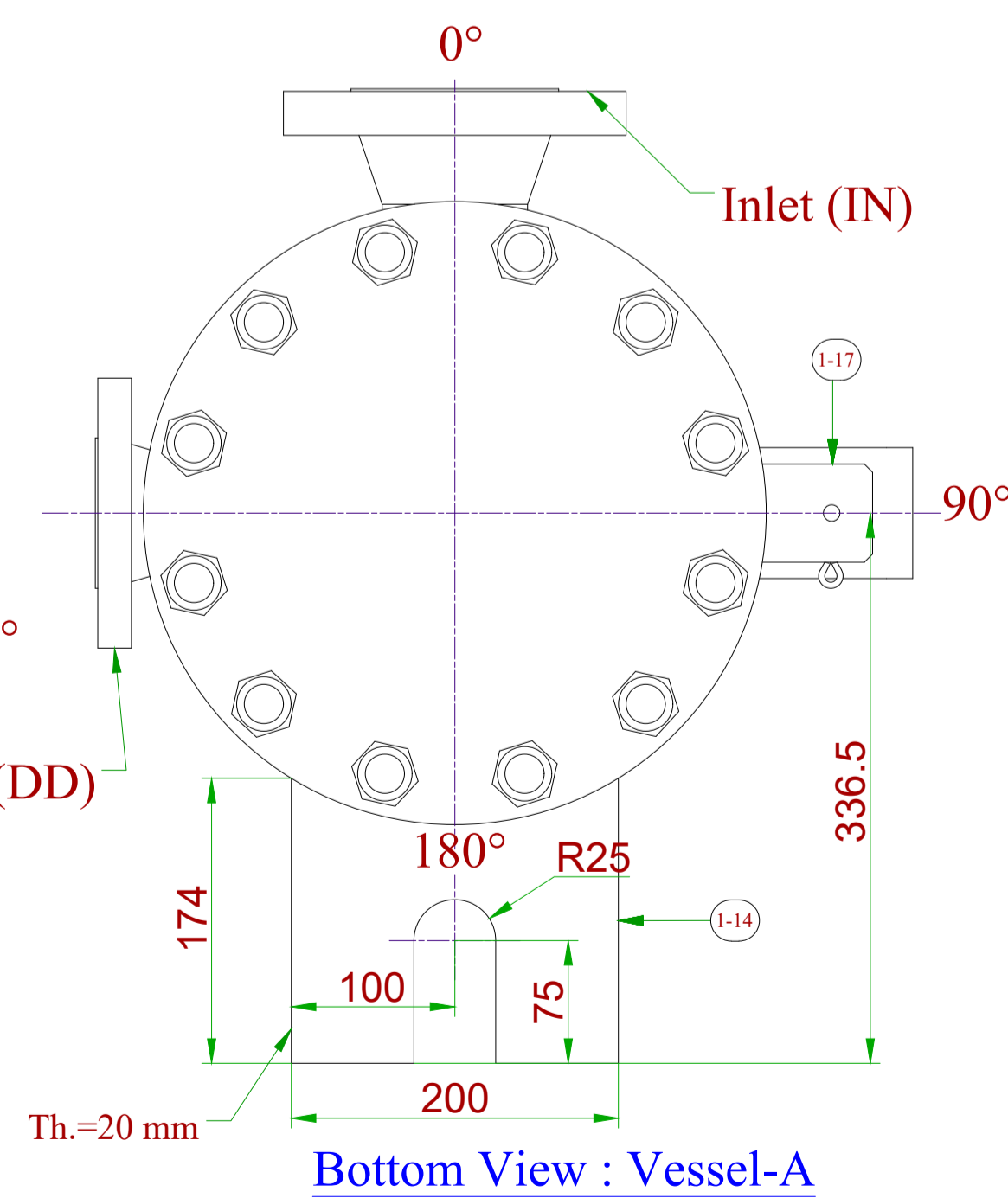
Scale : (1 : 3)

C-C (1 : 3)



Front View : Vessel-A

Right View : Vessel-A



Bottom View : Vessel-A

REFERENCES DOCUMENT

NOTES

1-T.L.=0.00 has been Defined from Shell End.

SPECIFICATION

Pos.	ITEM	Description	Material	Qty	Unit Weight	Total Weight
1-18	Name Plate Bracket	L=619,W=148.5,Th.=2	S.S	1	0.217 kg	0.22 kg
1-17	Erathing Lug	100x70 Th.=10	C.S	1	0.311 kg	0.31 kg
1-16	Hex Nut	DIN 934 - M14	A 194-2H	2	0.026 kg	0.05 kg
1-15	Pin	Ø14 x 100	C.S	1	0.015 kg	0.02 kg
1-14	Installation Lug	W=174 , L=200 , Th.=20	C.S	1	4 kg	4 kg
1-13	O-Rings	AS 2842 - 170	Viton	2	0.01 kg	0.02 kg
1-12	Mounting Plate	OD=200 , Th.=20	S.S	1	2 kg	2 kg
1-11	Spring R	Please add ASTM no. 422 - 200 x 4	S.S	1	0.2 kg	0.2 kg
1-10	Hex Nut	DIN 934 - M16	A 194-2H	1	0.04 kg	0.04 kg
1-9	Davit Adjustment Screw	Ø40,L=226	C.S	1	0.3 kg	0.3 kg
1-8	Lug	80x50 , Th.=20	C.S	2	0.15 kg	0.3 kg
1-7	Davit	Refer to Sheet 6	C.S	1	4 kg	4 kg
1-6	Stud bolts	DIN 976-1 - M24 x 150	A 193-B7	24	0.5 kg	12 kg
1-5	Hex Nut	DIN 934 - M24	A 194-2H	48	0.1 kg	4.8 kg
1-4	Blind Flange	Class 300 - 8"	SA 105	2	34 kg	68 kg
1-3	Flat Gasket	Class 300-8"-Th.=3	Viton	2	0.1 kg	0.2 kg
1-1	Shell	Pipe 8 - Sch.40 - L=1300mm	SA 106 Gr.B	1	84 kg	84 kg

please change to S.S

PARTS LIST

CLIENT:	MC	CONTRACTOR:

This document is the property of DPIC Any unauthorized attempt to reproduce it, in any form, is strictly prohibited

PROJECT TITLE:
DEHDASHT PETROCHEMICAL INDUSTRY COMPANY
DEHDASHT HIGH DENSITY POLYETHYLENE PROJECT

DRAWING TITLE:
OIL FILTER DRAWING

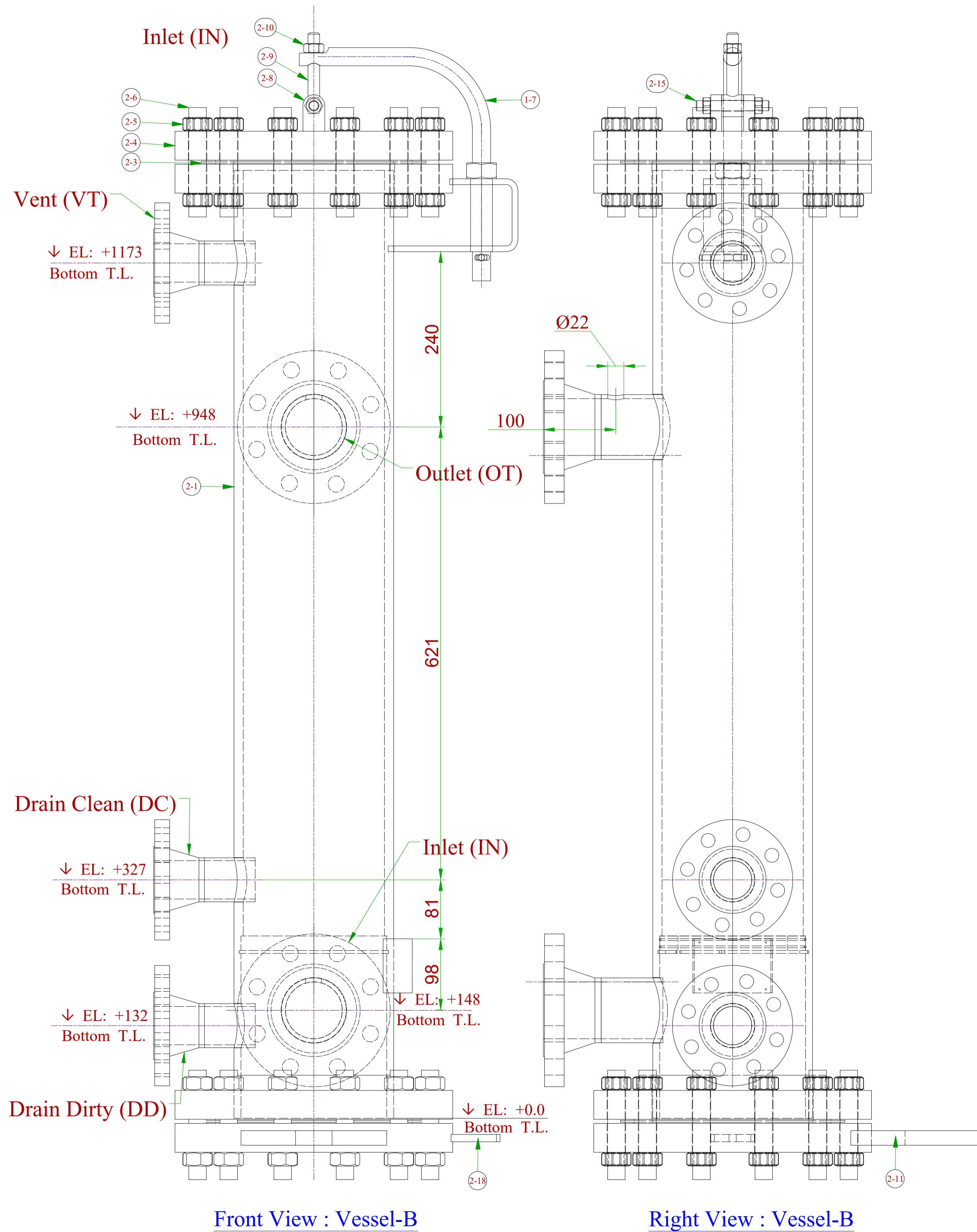
DOCUMENT No:	DPIC9812-000-VD-1002-ME-DWG-0016	SC.
Proj. Code	Area No.	VD
Material Code	PO No.	Disc. Code
Doc. Type	Serial No.	Rev.
		Sheet No.
		4 of 7

PURCHASER'S COMMENT/APPROVAL STATUS	PURCHASER:
1. AP: Approved (Released for Manufacturing)	
2. AS: Approved With Minor Comments (Fabrication may Proceed)	REQUISITION NO.:
3. NF: Approved With Comments (Fabrication not Proceed)	ITEM NO. (TAG NO.):
4. RJ: Rejected	F-PK-6101-1A/2A
5. NR: Not be Returned	F-PK-6101-1B/2B
Date: XX.XX.XX	VENDOR DOC. NO.:
Signature:	

DO	02-01-2022	ISSUE FOR APPROVAL	F.SARLAK	M.NAZARSHAH	D.RA.NEJATI
REV	DATE	DESCRIPTION	PREP'D	CHK'D	APP'D

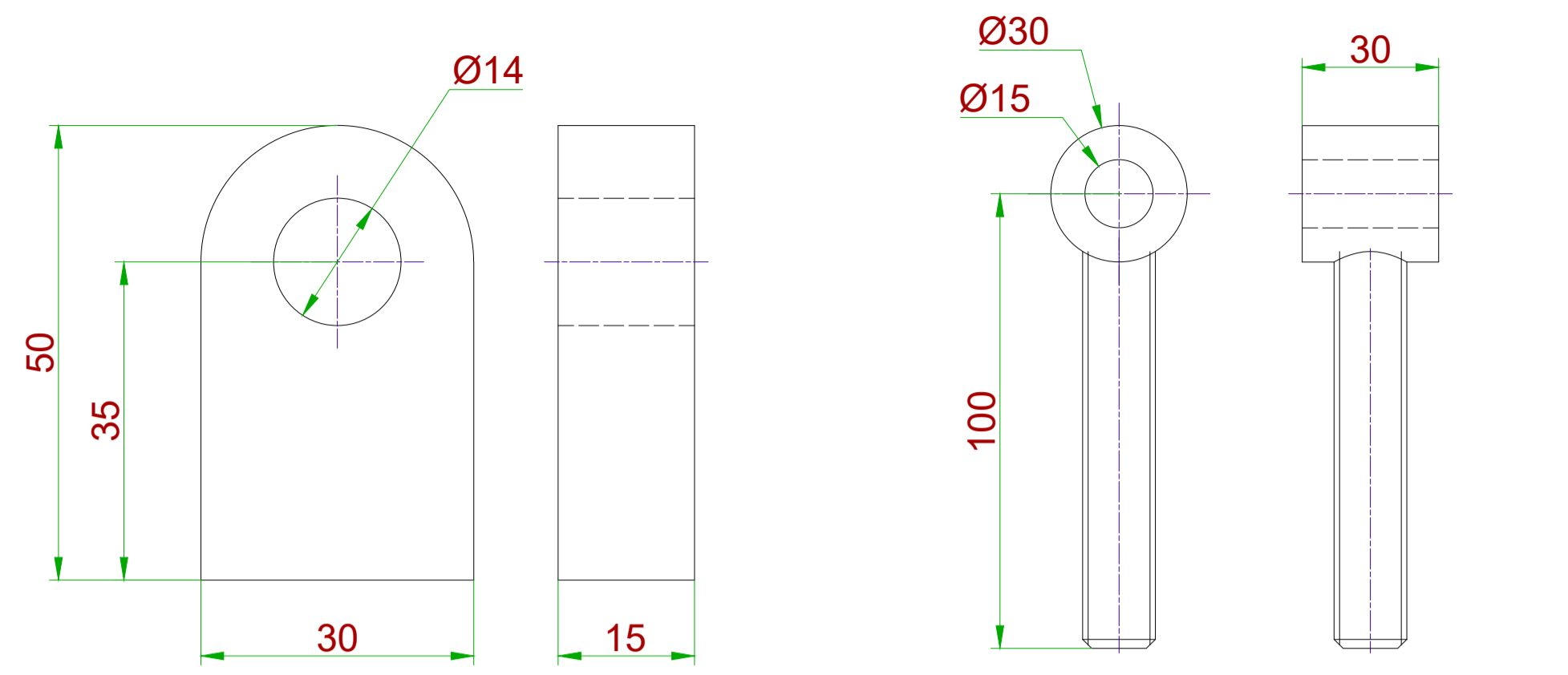
DD	270	150	Size=3", Sch.=40	SA 106 Gr.B	Rating=300# , Type=W.N. , Face=RF	SA 105	Drain Dirty
DC	270	400	Size=3", Sch.=40	SA 106 Gr.B	Rating=300# , Type=W.N. , Face=RF	SA 105	Drain Clean
MH	-	-	Size=8" , Sch.=40	SA 106 Gr.B	Rating=300# , Type=Slip On. , Face=RF	SA 105	Manhole
OT	180	1050	Size=3" , Sch.=40	SA 106 Gr.B	Rating=300# , Type=W.N. , Face=RF	SA 105	Outlet
IN	180	250	Size=3" , Sch.=40	SA 106 Gr.B	Rating=300# , Type=W.N. , Face=RF	SA 105	Inlet
Mark No.	Angle	Elevation	Pipe (Coupling)	Material Pipe	Flange	Material Flange	Discription

Nozzle Data



Front View : Vessel-B

Right View : Vessel-B

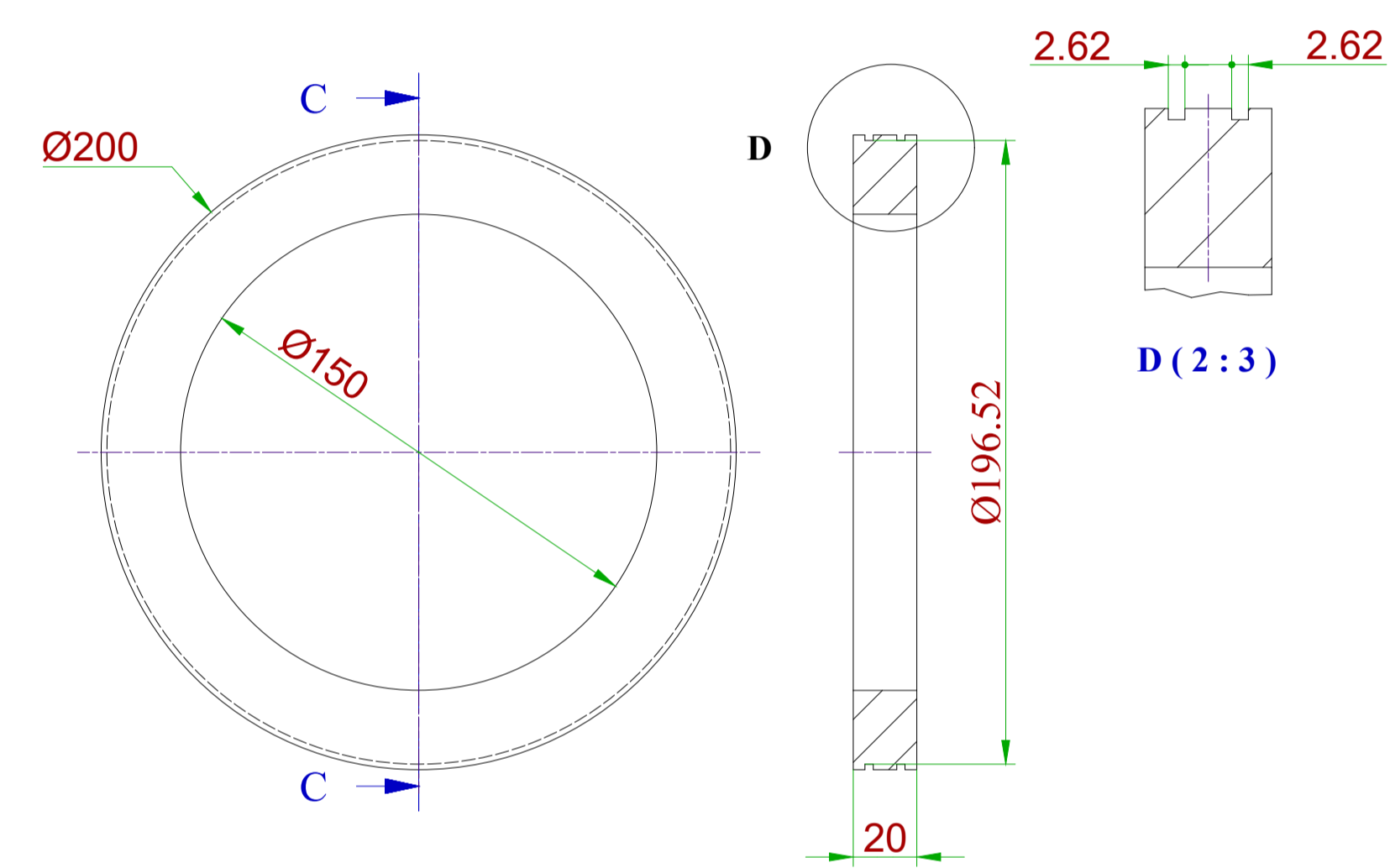


Pos. 1-9 : Lug View

Scale (6:1)

Pos. 1-10 : Davit Adjustment Screw

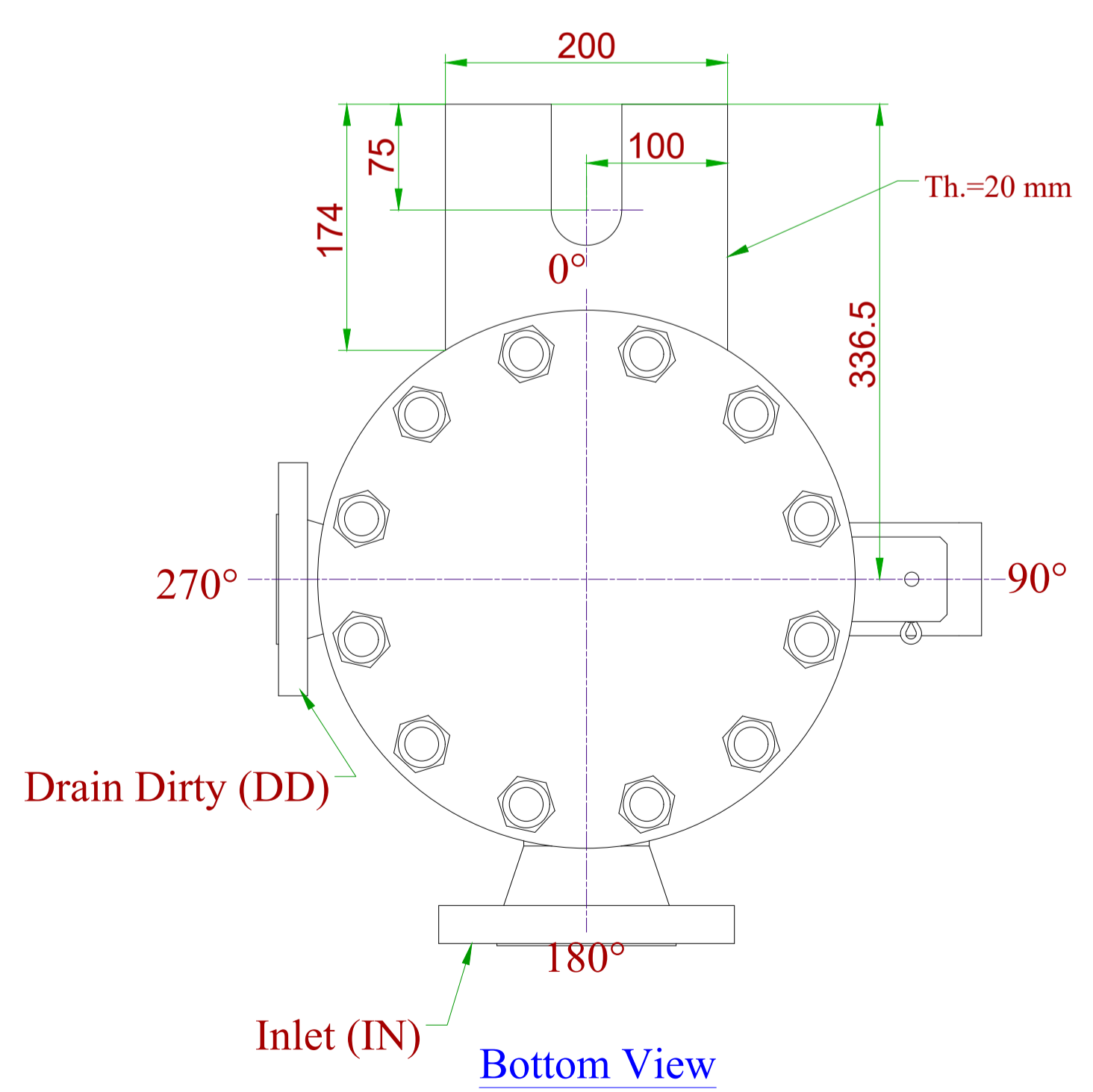
Scale (3:1)



Pos. 1-12 : Mounting Plate

Scale : (1 : 3)

C-C (1 : 3)



Bottom View

REFERENCES DOCUMENT

NOTES

1-T.L.=0.00 has been Defined from Shell End.

SPECIFICATION

Pos.	ITEM	Description	Material	Qty	Unit Weight	Total Weight
2-18	Erthing Lug	70x60 Th.=10	C.S	1	0.311 kg	0.31 kg
2-17	Name Plate Bracket	L=310,W=74,Th.=2	C.S	1	0.217 kg	0.22 kg
2-16	Hex Nut	DIN 934 - M14	A 194-2H	2	0.026 kg	0.05 kg
2-15	Pin	Ø14 x 100	C.S	1	0.015 kg	0.02 kg
2-14	O-Rings	AS 2842 - 170	Viton	2	0.003 kg	0.01 kg
2-13	Mounting Plate	OD=200 , Th.=20	S.S	1	2.154 kg	2.15 kg
2-12	Spring Ret	Please add ASTM no. 2 - 200 x 4	S.S	1	0.187 kg	0.19 kg
2-11	Installation Support	W=174 , L=200 , Th.=20	C.S	1	4 kg	4 kg
2-10	Hex Nut	DIN 934 - M16	A 194-2H	1	0.04 kg	0.04 kg
2-9	Davit Adjustment Screw	Ø40,L=226	C.S	1	0.3 kg	0.3 kg
2-8	Lug	80x50 , Th.=20	C.S	2	0.15 kg	0.3 kg
2-6	Stud bolts	DIN 976-1 - M24 x 150	A 193-B7	24	0.5 kg	12 kg
2-5	Hex Nut	DIN 934 - M24	A 194-2H	48	0.1 kg	4.8 kg
2-4	Flange Blind	Class 300 - 8"	SA 105	2	34 kg	68 kg
2-3	Flat Gasket	Class 300-8"-Th.=3	Viton	2	0.1 kg	0.2 kg
2-1	Shell	Pipe 8 - Sch.40, L=1300mm	SA 106 Gr.B	1	84 kg	84 kg
1-7	Davit	---	C.S	1	2.6 kg	2.6 kg

PARTS LIST

CLIENT: PERSIAN GULF Petrochemical Industries Co. (PGPIC)

CONTRACTOR: Petropars Ltd. (PP) and NARGAN Petrochemical Industries Development Management Company (PIEMCO)

This document is the property of DPIC Any unauthorized attempt to reproduce it, in any form, is strictly prohibited

PROJECT TITLE: DEHDASHT PETROCHEMICAL INDUSTRY COMPANY DEHDASHT HIGH DENSITY POLYETHYLENE PROJECT

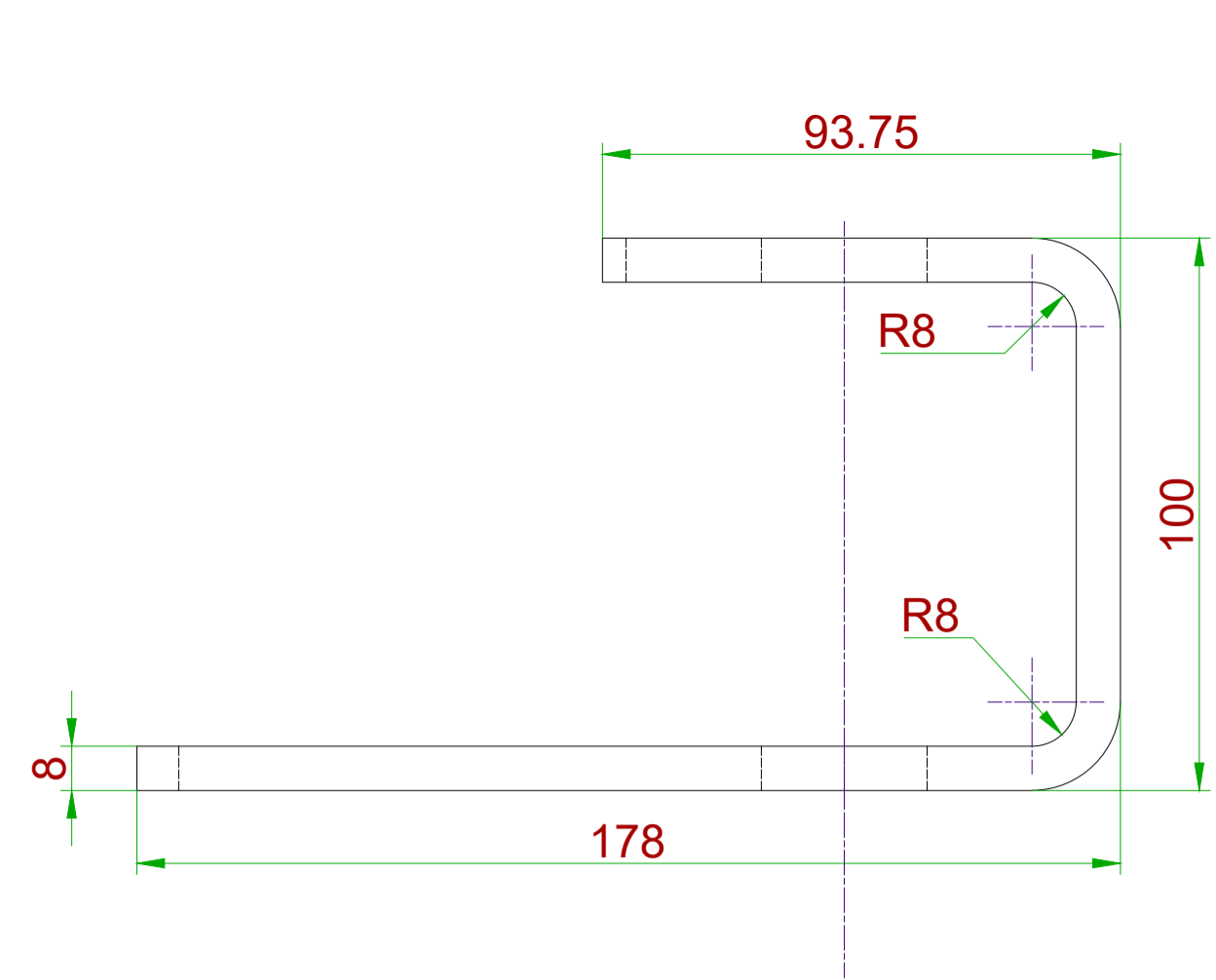
DRAWING TITLE: OIL FILTER DRAWING

DOCUMENT No: DPIC9812-000-VD-1002-ME-DWG-0016

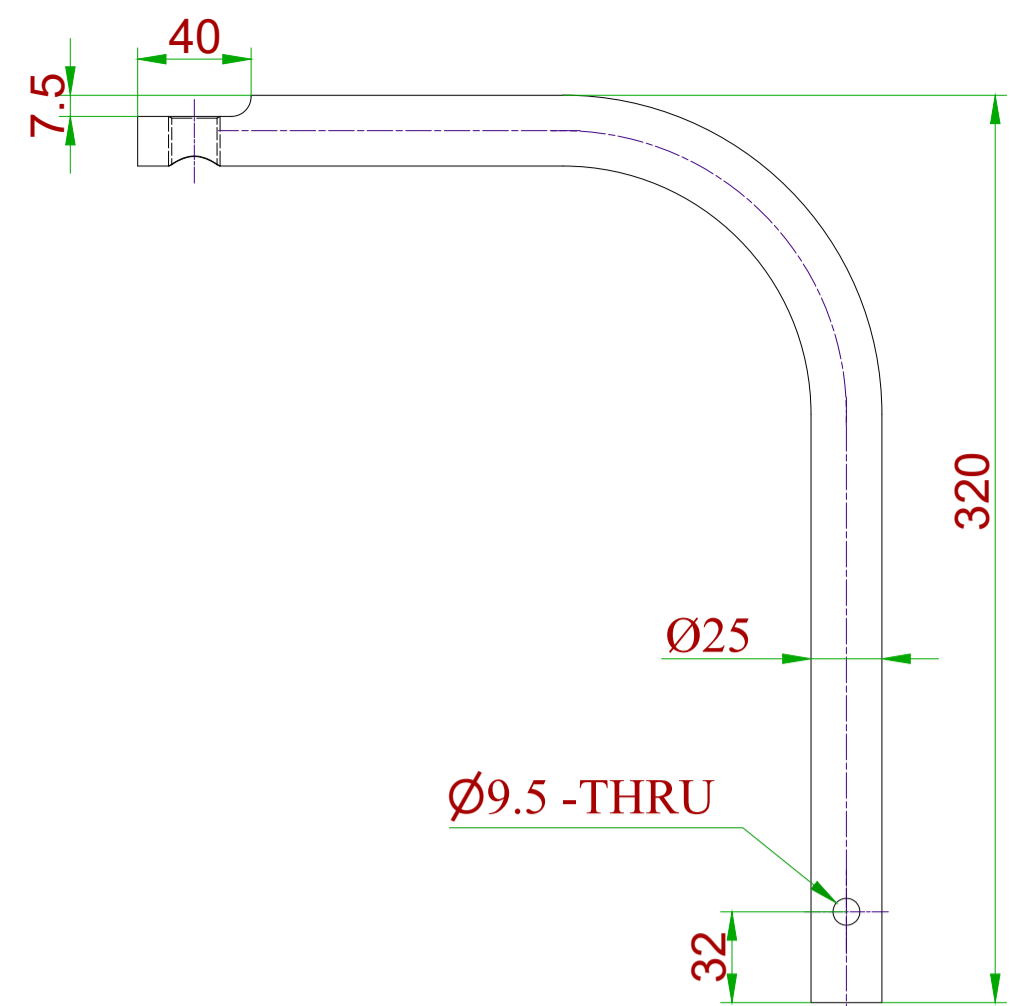
Proj. Code	Area No.	VD	Material Code	PO No.	Disc. Code	Doc. Type	Serial No.	Rev.	Sheet No.
									5 of 7

PURCHASER'S COMMENT/ APPROVAL STATUS		PURCHASER:	
1. AP: Approved (Released for Manufacturing)			
2. AS: Approved With Minor Comments (Fabrication may Proceed)		REQUISITION NO.:	
3. NF: Approved With Comments (Fabrication not Proceed)		ITEM NO. (TAG NO.): F-PK-6101-1A/2A	
4. RJ: Rejected		F-PK-6101-1B/2B	
5. NR: Not to be Returned		VENDOR DOC. NO.:	
Date: XX.XX.XX	Signature:		

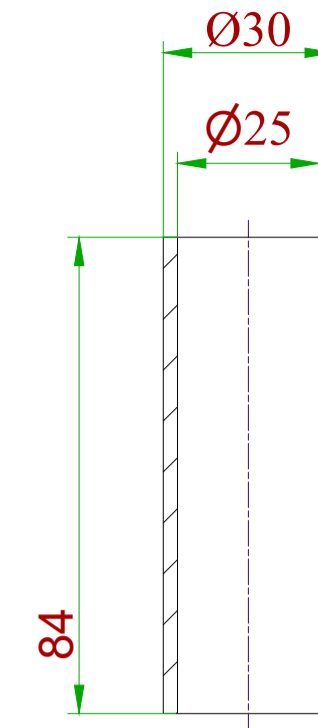
DO 02-01-2022	ISSUE FOR APPROVAL	F.SARLAK	M.NAZARSHARI	D.RA.NEJATI	KASRAVAND CO.
REV	DATE	DESCRIPTION	PREP'D	CHK'D	



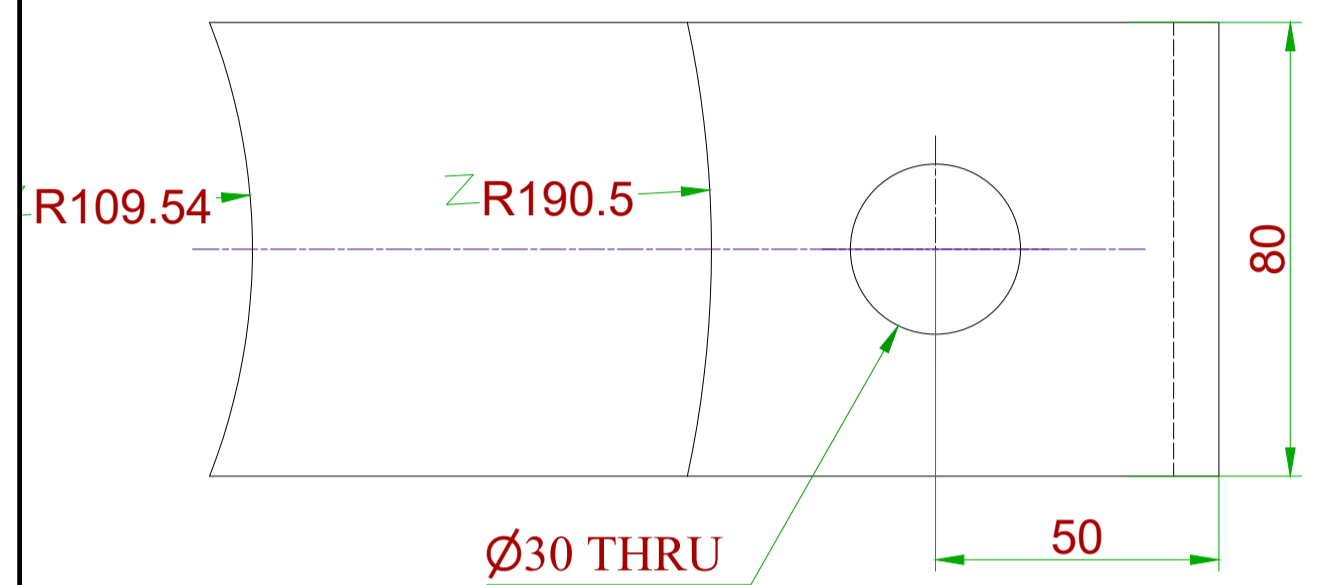
Pos. 1-7-1 : Bracket Front View




Pos. 1-7-3 : Screw Front View



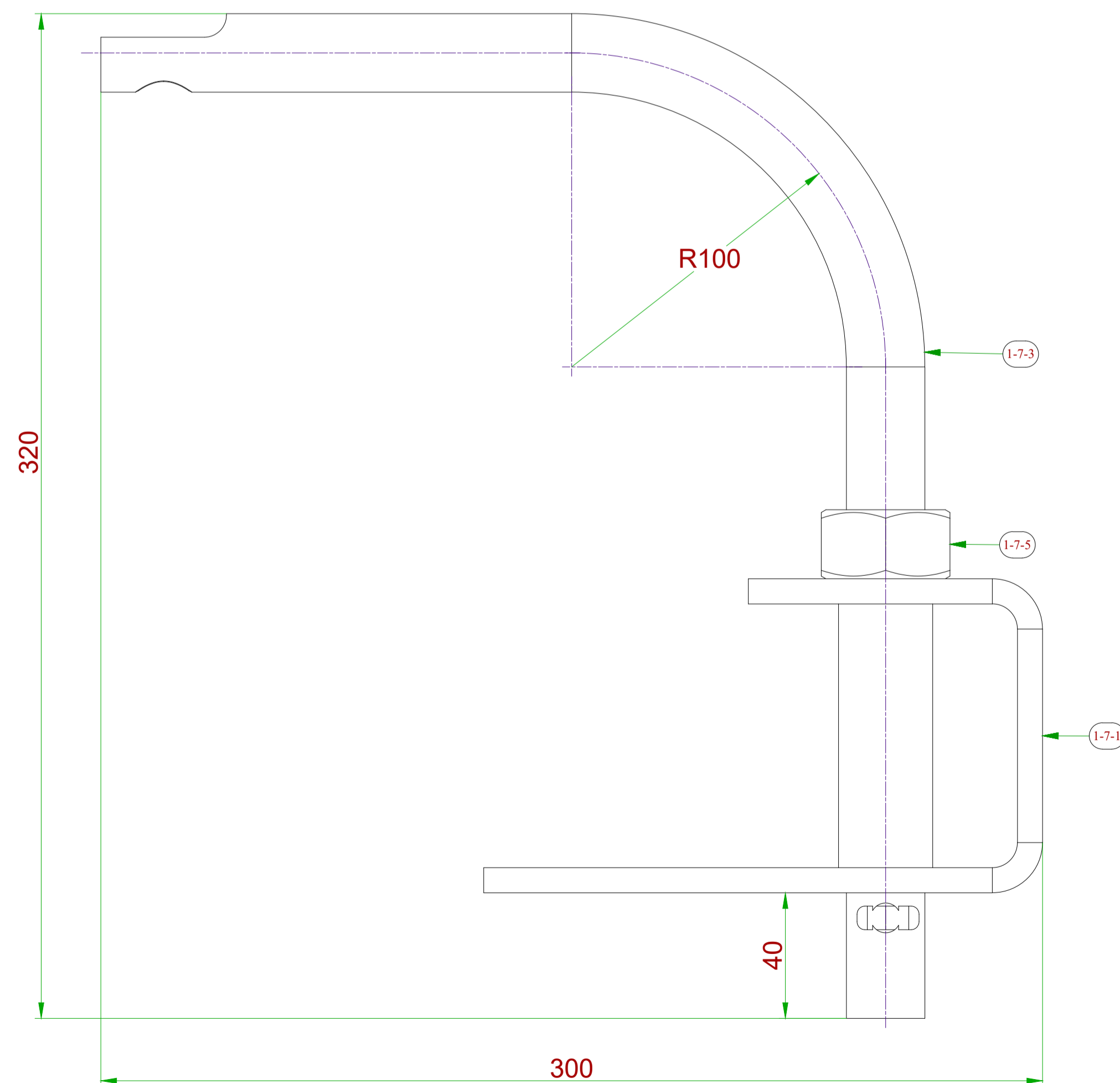
Pos. 1-7-2 : Bush View



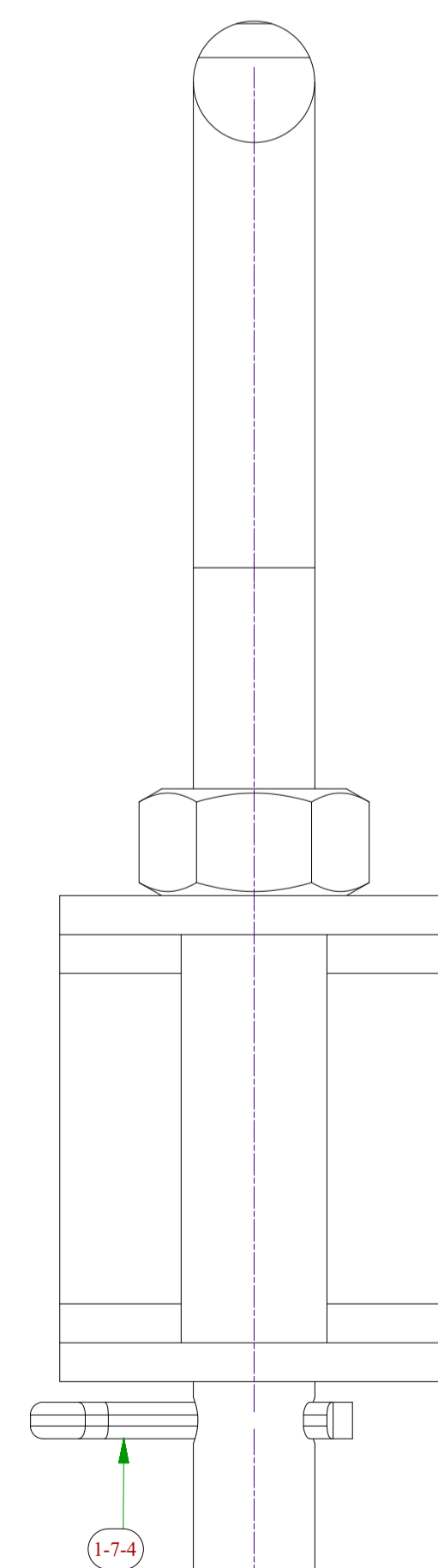
Pos. 1-7-1 : Bracket Top View



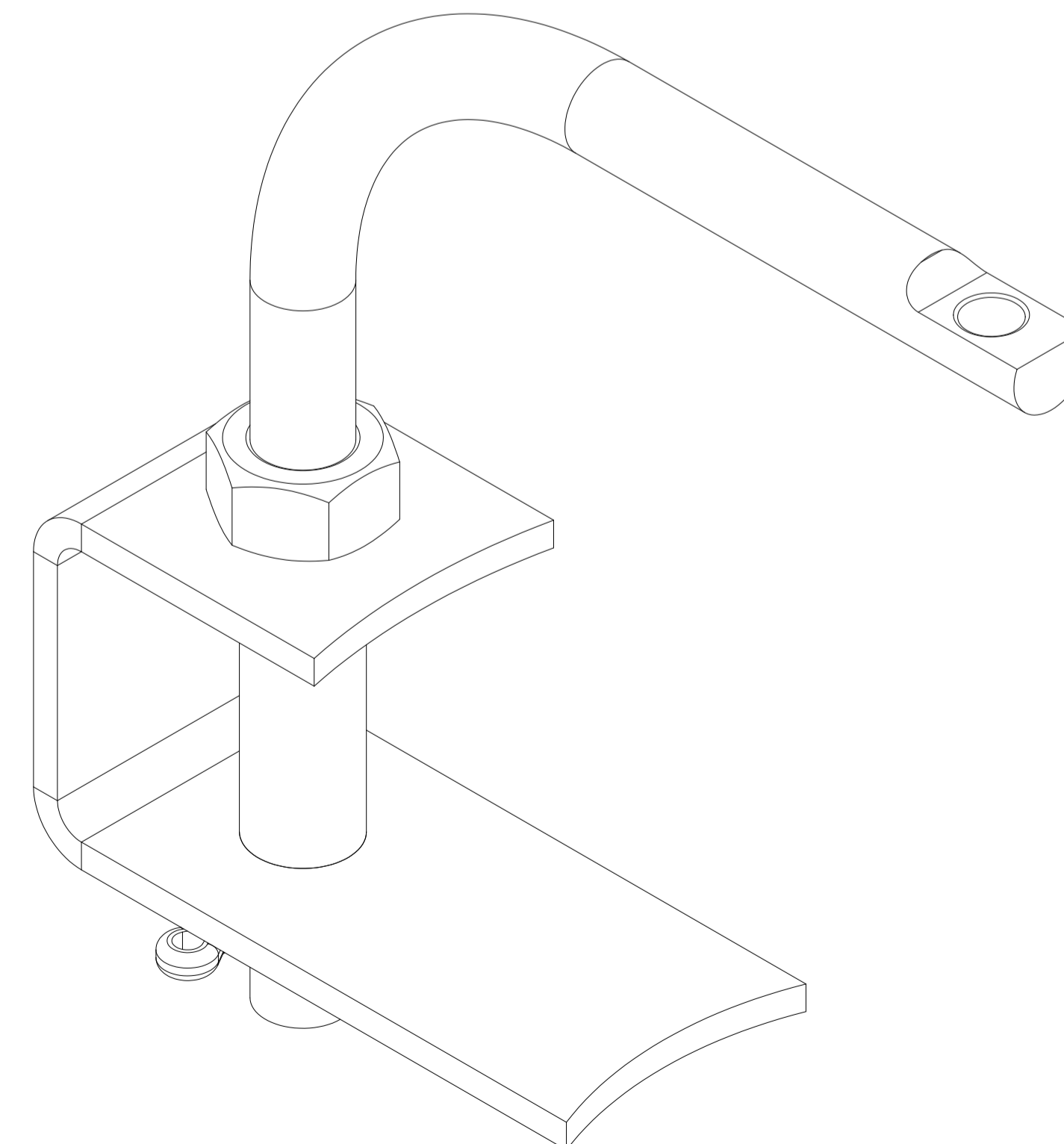
Pos. 1-7-3 : Lug Top View



Pos. 1-7 : Davit Front View



Pos. 1-7 : Davit Right View



Isometric View : Davit

Pos.	ITEM	Description	Material	Qty	Unit Weight	Total Weight.
1-7-5	Hex Nut	DIN 934 - M27	A 194-2H	2	0.170 kg	0.34 kg
1-7-4	Split Pin	ISO 1234 - 8 x 45	A 194-2H	2	0.026 kg	0.052 kg
1-7-3	Screw	Ø25 , L=360.5	A 36	2	1.961 kg	4.244 kg
1-7-2	Bush	OD.=50 , L=150	CuZn(2.0550)	2	0.154 kg	0.512 kg
1-7-1	Braket	W=80 , L=422 , Th.=5	C.S	2	1.607 kg	0.304 kg

PARTS LIST

CLIENT:	MC	CONTRACTOR:
<small>Persian Gulf Petrochemical Industries Co.</small>	<small>Persian Gulf Petrochemical Industries Co. (PGPIC)</small>	<small>Petropars Ltd.</small>

This document is the property of DPIC. Any unauthorized attempt to reproduce it, in any form, is strictly prohibited.

PROJECT TITLE:
DEHDASHT PETROCHEMICAL INDUSTRY COMPANY
DEHDASHT HIGH DENSITY POLYETHYLENE PROJECT

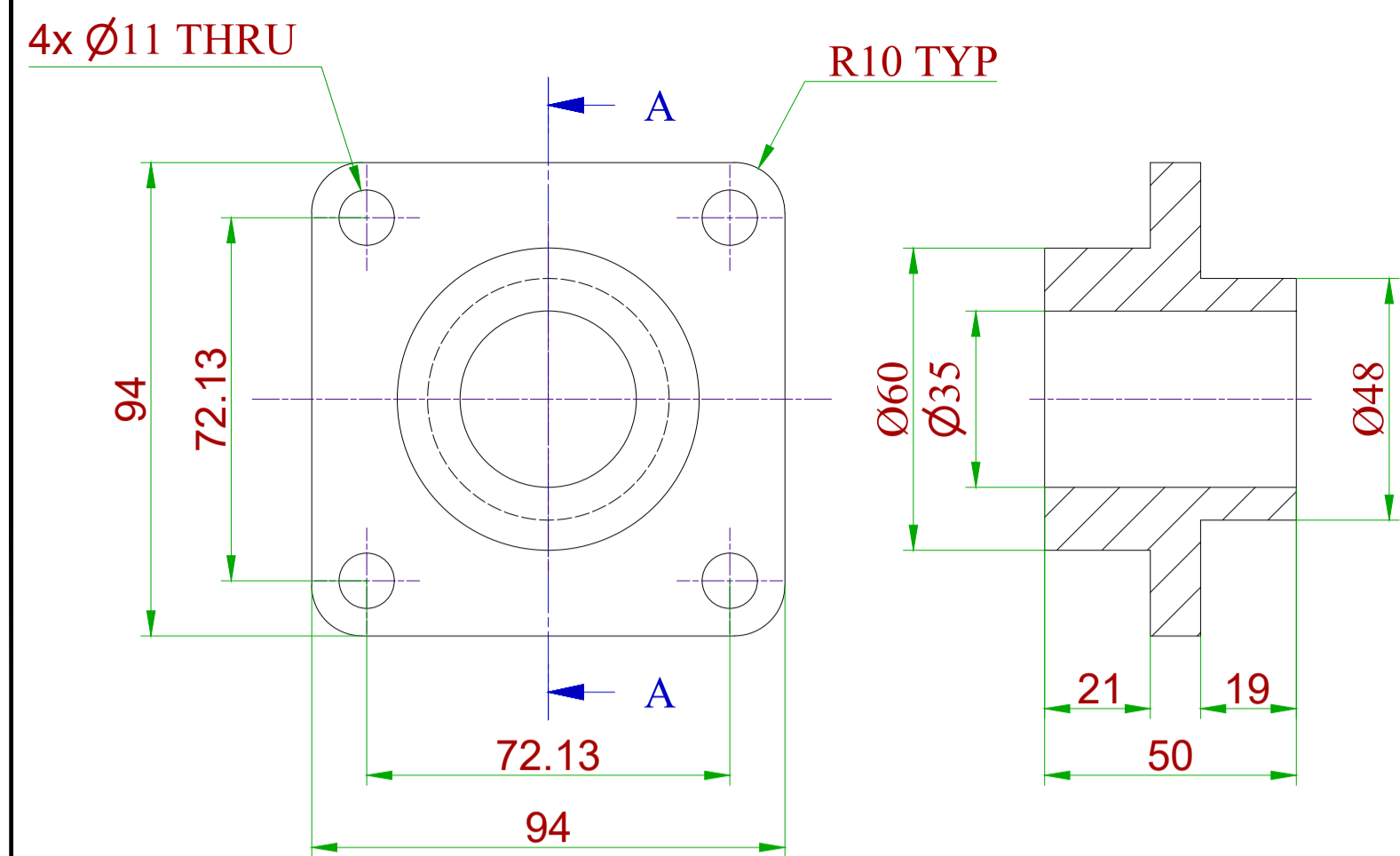
DRAWING TITLE:
OIL FILTER DRAWING

DOCUMENT No: DPIC9812-000-VD-1002-ME-DWG-0016
SC: A1
SIZE: A1

Proj. Code	Area No.	VD	Material Code	PO No.	Disc. Code	Doc. Type	Serial No.	Rev.	Sheet No.
									6 of 7

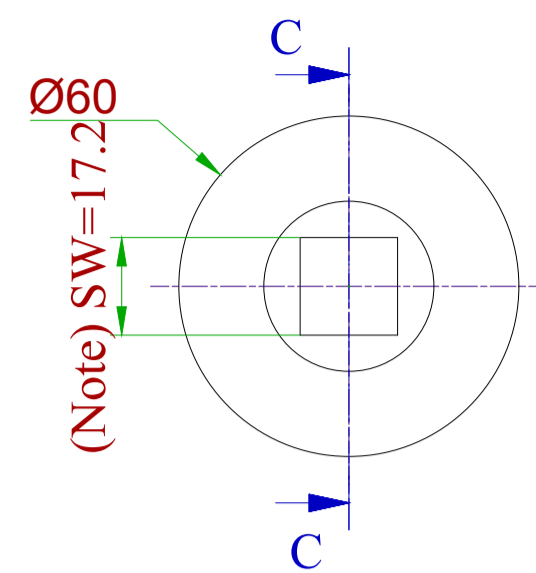
PURCHASER'S COMMENT/APPROVAL STATUS		PURCHASER:	
1. AP: Approved (Released for Manufacturing)			
2. AM: Approved With Minor Comments (Fabrication may Proceed)		REQUISITION NO.:	
3. NF: Approved With Comments (Fabrication not Proceed)		ITEM NO. (TAG NO.): F-PK-6101-1A/2A	
4. RJ: Rejected		F-PK-6101-1B/2B	
5. NR: Not be Returned		VENDOR DOC. NO.:	
Date: XX.XX.XX	Signature:		

REV	DATE	DESCRIPTION	PREP'D	CHK'D	APP'D
00	02-01-2022	ISSUE FOR APPROVAL	F.SARLAK	M.NAZARSHOAR	D.R.ANEJATI

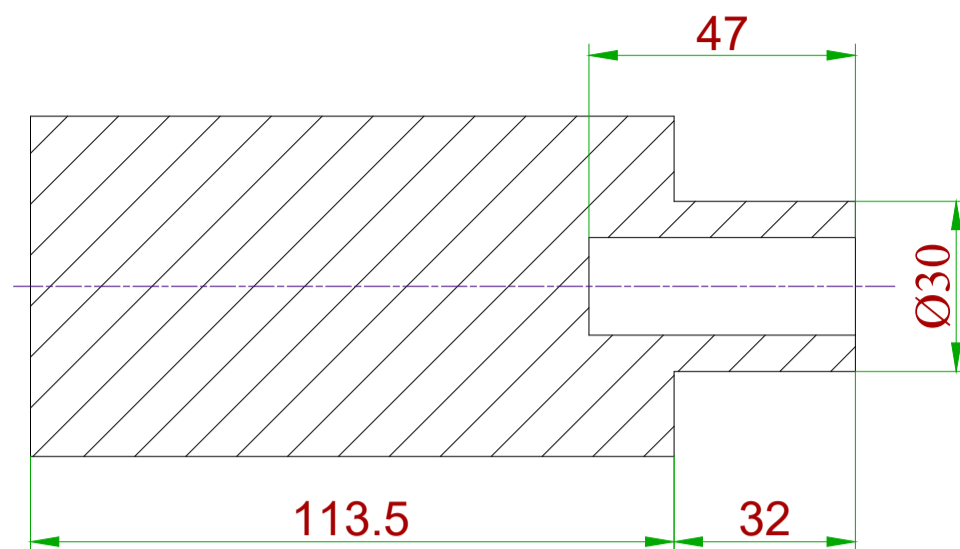


Pos. 6-1 : Coupling Flange View
Scale : (1 : 2)

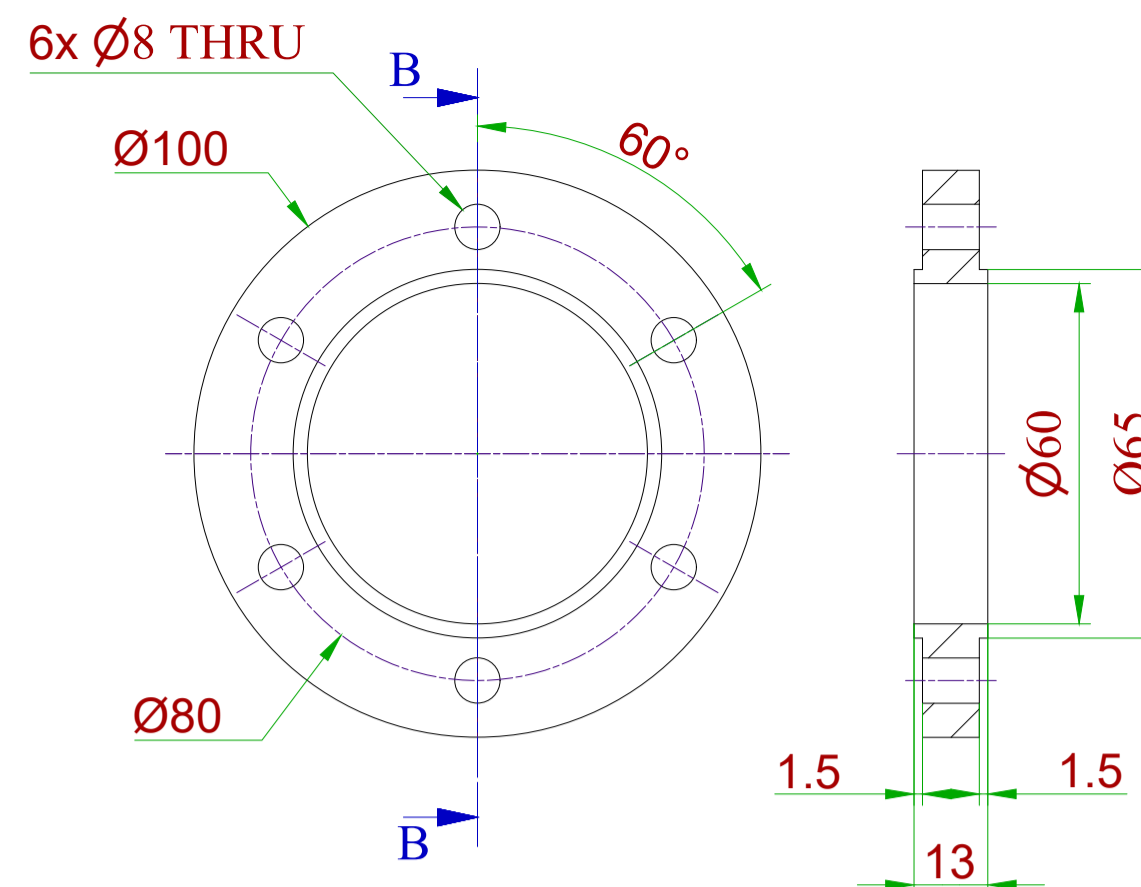
Section : A-A
Scale : (1 : 2)



Pos. 6-6 : Hub View
Scale : (1 : 2)

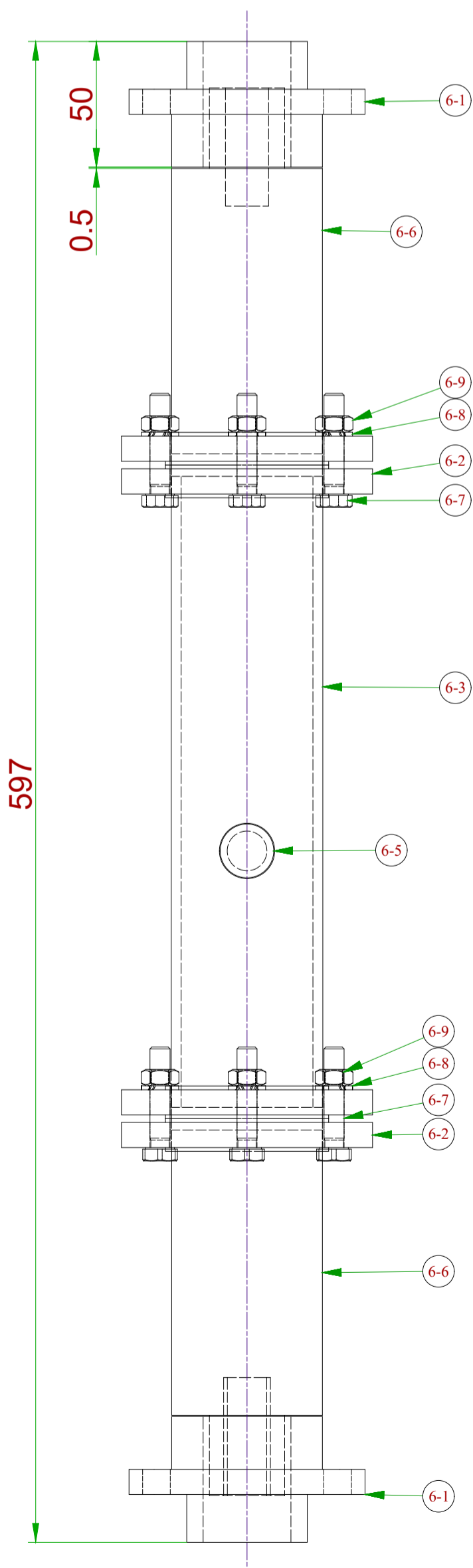


Section C-C
Section : (1 : 2)

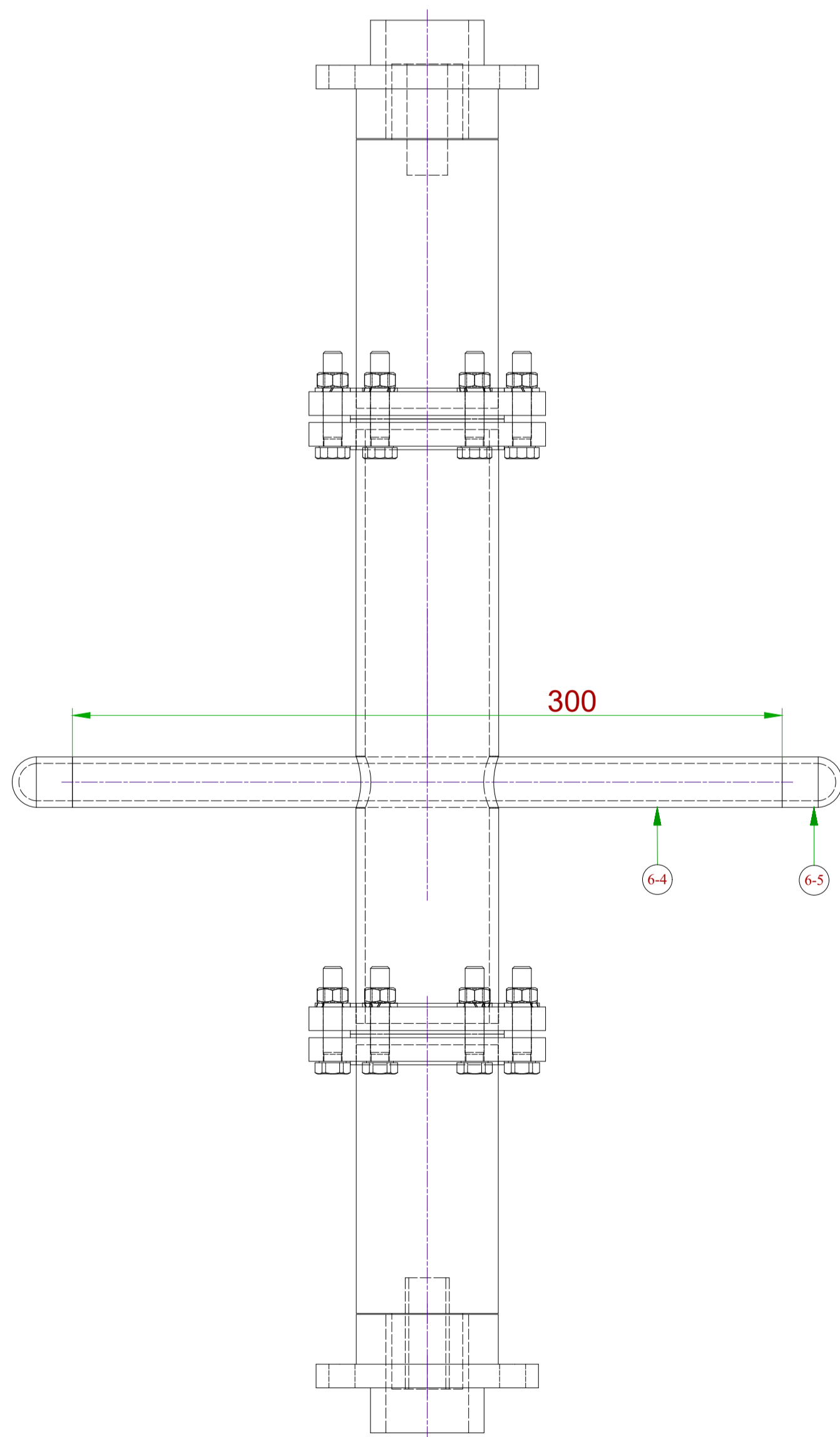


Pos. 6-2 : Flange View
Scale : (1 : 2)

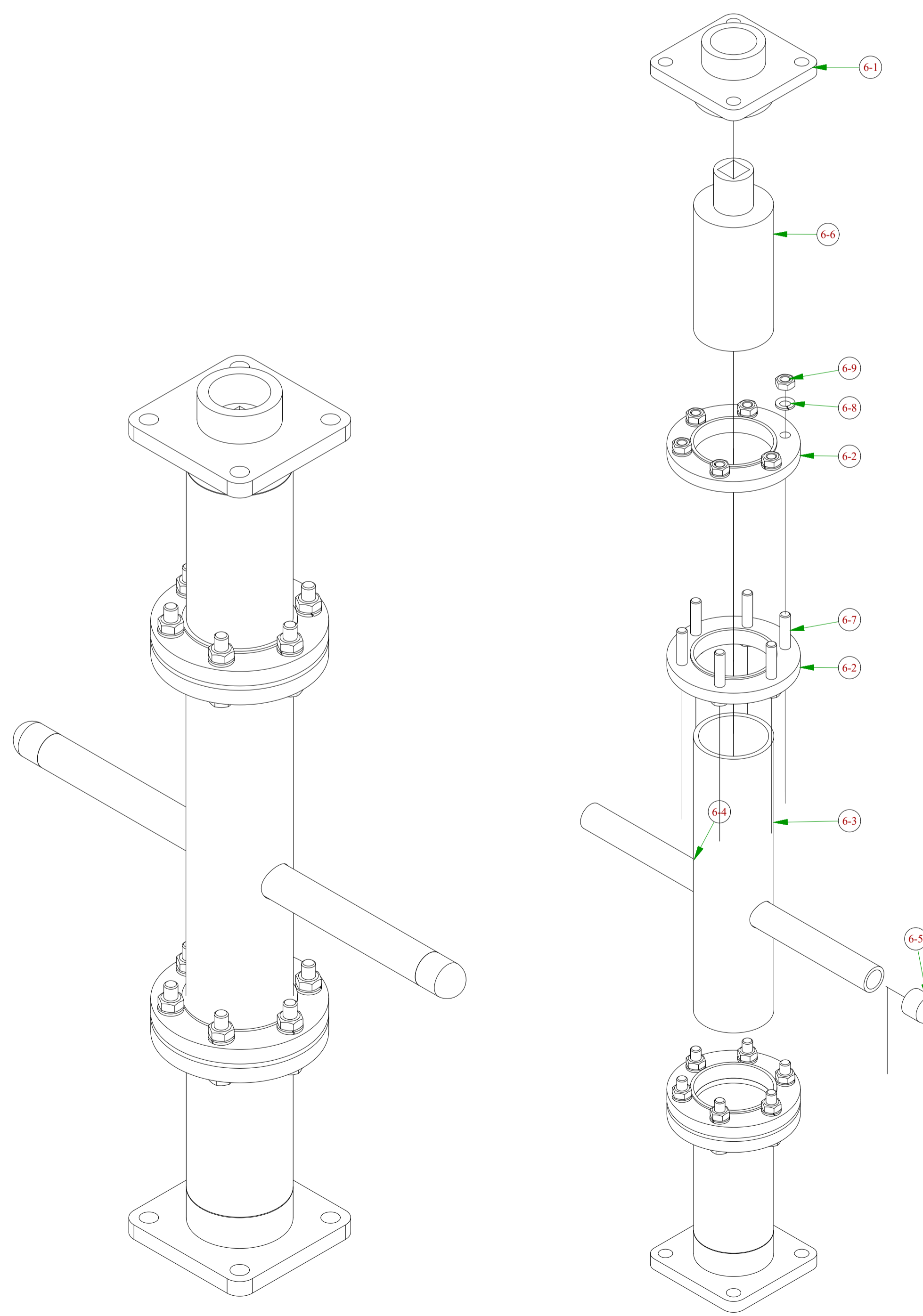
Section B-B
Scale : (1 : 2)



Front View : Coupling



Right View : Coupling



1-T.L.=0.00 has been Defined from Shell End.

Pos.	ITEM	Description	Material	Qty	Unit Weight	Total Weight
6-9	Hex Nut	DIN 934 - M8	A 194-2H	12	0.01 kg	0.12 kg
6-8	Spring Washer	DIN 128 - A8	A 194-2H	12	0.001 kg	0.017 kg
6-7	Hex-Head Bolt	DIN 933 - M8 x 40	A 193-B7	12	0.02 kg	0.24 kg
6-6	Coupling Solid Shaft	Ø60 , H=145.5	C.S	2	3 kg	6 kg
6-5	Handle Cap	ASME B16.9 Cap 1/2	SA 106 Gr.B	2	0.045 kg	0.09 kg
6-4	Handle	Pipe 1" - Sch. 40 - L=300mm	SA 106 Gr.B	1	1.65 kg	1.65 kg
6-3	Pipe	Pipe 2" - Sch. 40 - L=250mm	SA 106 Gr.B	1	1.4 kg	1.4 kg
6-2	Flange	Ø100 , H=13	C.S	4	0.5 kg	2 kg
6-1	Coupling Flange	Ø100 , H=50	C.S	2	1 kg	2 kg

PARTS LIST

CLIENT:	MC	CONTRACTOR:

This document is the property of DPIC. Any unauthorized attempt to reproduce it, in any form, is strictly prohibited.

PROJECT TITLE:
DEHDASHT PETROCHEMICAL INDUSTRY COMPANY
DEHDASHT HIGH DENSITY POLYETHYLENE PROJECT

DRAWING TITLE:
OIL FILTER DRAWING

DOCUMENT No.: DPIC9812-000-VD-1002-ME-DWG-0016
SC. SIZE: A1

Proj. Code	Area No.	VD	Material Code	PO No.	Disc. Code	Doc. Type	Serial No.	Rev.	Sheet No.
									7 of 7

PURCHASER'S COMMENT/APPROVAL STATUS		PURCHASER:	
1. AP: Approved (Released for Manufacturing)			
2. AM: Approved With Minor Comments (Fabrication may Proceed)			
3. NF: Approved With Comments (Fabrication not Proceed)			
4. RJ: Rejected			
5. NR: Not to be Returned			
Date: XX.XX.XX	Signature:	REQUISITION NO.:	ITEM NO. (TAG NO.): F-PK-6101-1A/2A F-PK-6101-1B/2B
		VENDOR DOC. NO.:	

REV	DATE	DESCRIPTION	PREP'D	CHK'D	APP'D
00	02-01-2022	ISSUE FOR APPROVAL	F.SARLAK	M.NAZARSHAH	D.RA.NEJATI