


		Gachsaran Polymer Industries Company HDPE Plant										 			
		P.o. No.: GPIC-PT-MA-PO-000-3029													
		Document Title: ELECTRICAL LOAD LIST										Rev.: 01			
		Document No.: VD-GPIC-MA-3029-3029-0060										Page: 3 of 3			
ITEM NO.	Tag No.	Description	Voltage (V) (1)	Mechanical (Shaft) Power (kW) (2)	Rated Power (kW) (3)	Duty (C/I/S) (4)	Source Type (N/E/V) (5)	Power Factor (6)	Efficiency (%) (7)	Rated Current (A) (8)	Load Factor (9)	Sync. Speed (rpm) (10)	Absorbed Active Power (kW) (11)	Absorbed Reactive Power (kVAR) (12)	Remark
1	CM-6101A	MOTOR FOR REFRIGERANT COMPRESSOR A	6000	1089	1250	C	N	0.87	95.8	144.0	0.87	3000	1136.7	644.2	
2	CM-6101A-SH	SPACE HEATER FOR MOTOR OF REFRIGERANT COMPRESSOR A	230	-	0.8	S	N	1	100	3.48	1.00	-	0.8	0.0	
3	PM-6111A	OIL PUMP MOTOR A FOR REFRIGERANT COMPRESSOR A	400	9.3	11	C	N	0.85	90.6	20.6	0.85	1500	10.3	6.4	
4	PM-6111B	OIL PUMP MOTOR B FOR REFRIGERANT COMPRESSOR B	400	9.3	11	I	N	0.85	90.6	20.6	0.85	1500	10.3	6.4	
5	EH-6101	OIL HEATER FOR REFRIGERAN PACKAGE	400	-	9	I	N	1	100	12.99	1.00	-	9.0	0.0	
	CM-6101B	MOTOR FOR REFRIGERANT COMPRESSOR B	6000	1089	1250	C	N	0.87	95.8	144.0	0.87	3000	1136.7	644.2	
6	CM-6101B-SH	SPACE HEATER FOR MOTOR OF REFRIGERANT COMPRESSOR B	230	-	0.8	S	N	1	100	3.48	1.00	-	0.8	0.0	
7	UCP-6101	NON-UPS POWER SUPPLY FOR UCP	230	-	0.6	C	E	0.95	100	2.75	1.00	-	0.6	0.2	
8	UCP-6101	UPS POWER SUPPLY 1 FOR UCP	110	-	1	C	V	0.95	100	9.57	1.00	-	1.0	0.3	
9	UCP-6101	UPS POWER SUPPLY 2 FOR UCP	110	-	1	S	V	0.95	100	9.57	1.00	-	1.0	0.3	

DEFINITIONS & NOTES:

(4): C: CONTINUOUS I: INTERMITTENT S: STANDBY

(5): N: NORMAL E: EMERGENCY (FROM DIESEL GENERATOR) V: VITAL (FROM UPS)

LOAD FACTOR (9) = (2) / (3)

ABSORBED ACTIVE POWER kW (11) = (2) / (7)

ABSORBED REACTIVE POWER kVAR (12) = (11) * TAN (ACOS (6))