

	LIDCO, Pars SEE Zone, Assaluyeh, Integrated Methanol and Ammonia Plant 3000 MTPD MeOH / 900 MTPD NH3 PROJECT						
	Valve and Strainer Data Sheets						
	Document No. 17735-48						Page
	Project No.	Vendor Doc.	P.O. No.	Department	Document Type	Serial No	Revision
N278	VD	6019	PI	DS	0041	07	Page 1 of 18

**Airpack B.V. - Air Compressor –
Integrated Methanol and Ammonia Plant
17735-COM Valve and Strainer Data Sheets (K020)**

The control valve(PCV) datasheet is classified as an instrument document, so it should be mentioned in the instrument documents. please move 320PCV-8201 to instrument data sheets (N-278-VD-6019-IN-DS-0013) too.

Code 2
M.Dalakeh

07	05-09-2024	Issued for Approval	L.K.	S.K.	J.J.
06	01-08-2024	Issued for Approval	A.Z.	S.K.	J.J.
05	08-07-2024	Issued for Approval	L.K.	S.K.	J.J.
04	23-05-2024	Issued for Approval	L.K.	S.K.	J.J.
03	17-04-2024	Issued for Approval	L.K.	S.K.	J.J.
02	11-03-2024	Issued for Approval	L.K.	S.K.	J.J.
01	09-11-2023	Issued for Approval	T.T.	S.K.	J.J.
REV.	DATE	DESCRIPTION	DRAWN	CHECKED	APPROVED

This document has been produced by Contractor for LIDCO. It is confidential and cannot be disclosed to or used by any third party for any purpose without prior written consent.

Valve and Strainer Data Sheets

Document No. 17735-48

Page

Project No.	Vendor Doc.	P.O. No.	Department	Document Type	Serial No	Revision	Page
N278	VD	6019	PI	DS	0041	07	Page 2 of 18

LIST OF REVISED PAGES

Rev. Page	01	02	03	04	05	06	07	08	09	10	Rev. Page	01	02	03	04	05
1	X	X	X	X	X	X	X				51					76
2	X	X	X	X	X	X	X				52					77
3	X	X	X	X	X	X	X				53					78
4	X	X	X	X	X	X	X				54					79
5	X	X	X	X	X	X	X				55					80
6	X	X	X	X	X	X	X				56					81
7	X	X	X	X	X	X	X				57					82
8	X	X	X	X	X	X	X				58					83
9	X	X	X	X	X	X	X				59					84
10	X	X	X	X	X	X	X				60					85
11	X	X	X	X	X	X	X				61					86
12						X	X				62					87
13						X	X				63					88
14						X	X				64					89
15						X	X				65					90
16						X	X				66					91
17						X	X				67					92
18						X	X				68					ATTACHMENT
19						X					69					1
20											70					2
21											71					3
22											72					4
23											73					5
24											74					6
25											75					7



INDEX			
No.	Device	Tag Number	Page
1	Hand Ball Valve	320V-8201	4
2	Hand Ball Valve	320V-8202	5
3	Hand Ball Valve	320V-8203	6
4	Hand Ball Valve	320V-8204	7
5	Hand Ball Valve	No tag, 4 pcs	8
6	Hand Ball Valve	No tag, 3 pcs	9
7	Hand Ball Valve	No tag, 1 pc	10
8	Hand Ball Valve	No tag, 4 pcs	11
9	Hand Ball Valve	No tag, 1 pc	12
10	Hand Ball Valve	No tag, 1 pc	13
11	Hand Gate Valve	No tag, 2pcs	14
12	Pressure Control Valve	320PCV-8201	15
13	Check Valve	320CV-8201	16
14	Y-Strainer	320ST-8201	17
15	Y-Strainer	320ST-8202	18
16			
17			
18			
19			
20			
21			
22			
23			
24			
25			
26			
27			
28			
29			
30			
31			
32			
33			
34			
35			
36			
37			
38			
39			
40			
41			
42			
43			
44			
45			
46			
47			
48			
49			
50			
51			
52			
53			
54			
55			
56			
57			
58			
59			
60			
61			
62			

Notes:

07	LK	5-9-2024	For Approval	VALVE AND STRAINER DATASHEET Index 	
06	AZ	1-8-2024	For Approval		
05	LK	8-7-2024	For Approval		
04	LK	23-5-2024	For Approval		
03	LK	17-4-2024	For Approval		
02	LK	11-3-2024	For Approval		
Rev	By	Date	Description	Sheet	3 of 18
				Based on P&ID	Rev.08



GENERAL	1	Tag Number		320V-8201	
	2	Service		Hand Ball valve	
	3	P&ID No.		N278-VD-6019-PR-PID-0002	
	4	Location		Compressor Air Inlet	
	5	Line number		1"-IA-320-01-D42-N	
	6	Area classification		Safe area	
	7				
PROCESS CONDITIONS	8	Fluid	State	Air	Dry Gas
	9	Pressure	Norm. Max.	9,5 bar(g)	
	10	Temperature	Norm. Max.	46 °C	
	11	Design	Press. Temp.	12,5 bar(g)	75 °C
	12	Ambient Temp.	Min. Max.	0 °C	49 °C
	13	Oper. Flow		35 Nm³/hr	
	14				
BODY	16	Body Type		Ball valve, wafer type	
	17	Body Size	Bore	1"	Full bore
	18	Guiding	No. Of Ports	-	2
	19	Conn. Type	End Conn. Rat.	RF	300#
	20	Body Material		SS316	
	21	Packing Material		PTFE	
	22	Bonnet Type		Screwed	
	23	Form	Floating ball		
	24	Trim	Seat Mat.	PTFE	
	25		Ball Mat.	Shaft Mat.	
	26	Actuation	Material	SS 316	SS316
	27	Threaded connections if applicable		Lever handle	SS316
	28			Metric	
	29				
	30				
	31				
	32				
	33				
	34				
	35				
	36				
	37				
	38				
	39				
	40				
	41				
	42				
43					
OPTIONS	44			Fire safe design (acc. API 607)	
	45				
	46				
CERTIFICATES	47	3.1 Material certificate		Yes	
	48	Hydrotest certificate		Yes	
	49				
	50				
	51				
PURCHASE	52	Manufacturer		Alfa valve	
	53	Model		A10N	
	54				
	55				
	56				
	57				

NOTES :

07	LK	5-9-2024	For Approval	VALVE AND STRAINER DATASHEET Hand Ball Valve 	 شركة لوان للصناعة والتطوير لافان Industry Development Company
06	AZ	1-8-2024	For Approval		
05	LK	8-7-2024	For Approval		
04	LK	23-5-2024	For Approval		
03	LK	17-4-2024	For Approval		
02	LK	11-3-2024	For Approval		
Rev	By	Date	Description		
				Sheet 4 of 18	Based on P&ID Rev.08



GENERAL	1	Tag Number		320V-8202		
	2	Service		Hand Ball valve		
	3	P&ID No.		N278-VD-6019-PR-PID-0002		
	4	Location		Compressor Air Outlet		
	5	Line number		3/4"-IA-320-10-D42-N		
	6	Area classification		Safe area		
	7					
PROCESS CONDITIONS	8	Fluid	State	Air	Dry Gas	
	9	Pressure	Norm. Max.	30 bar(g)		
	10	Temperature	Norm. Max.		60 °C	
	11	Design	Press. Temp.	39 bar(g)	75 °C	
	12	Ambient Temp.	Min. Max.	0 °C	49 °C	
	13	Oper. Flow		35 Nm³/hr		
	14					
BODY	16	Body Type		Ball valve, wafer type		
	17	Body Size	Bore	3/4"	Full bore	
	18	Guiding	No. Of Ports	-	2	
	19	Conn. Type	End Conn. Rat.	RF	600#	
	20	Body Material		SS316		
	21	Packing Material		PTFE		
	22	Bonnet Type		Screwed		
	23	Form	Floating ball			
	24	Trim	Seat Mat.	PTFE		
	25		Ball Mat.	Shaft Mat.	SS316	SS316
	26	Actuation	Material		Lever handle	SS316
	27	Threaded connections if applicable		Metric		
	28					
	29					
	30					
	31					
	32					
33						
34						
35						
36						
37						
38						
39						
40						
41						
42						
43						
OPTIONS	44			Fire safe design (acc. API 607)		
	45					
	46					
CERTIFICATES	47	3.1 Material certificate		Yes		
	48	Hydrotest certificate		Yes		
	49					
	50					
	51					
PURCHASE	52	Manufacturer		Alfa Valve		
	53	Model		A10HP		
	54					
	55					
	56					
	57					

NOTES :

07	LK	5-9-2024	For Approval	VALVE AND STRAINER DATASHEET Hand Ball Valve 	 Sheet 5 of 18
06	AZ	1-8-2024	For Approval		
05	LK	8-7-2024	For Approval		
04	LK	23-5-2024	For Approval		
03	LK	17-4-2024	For Approval		
02	LK	11-3-2024	For Approval		
Rev	By	Date	Description		



GENERAL	1	Tag Number		320V-8203		
	2	Service		Hand Ball valve		
	3	P&ID No.		N278-VD-6019-PR-PID-0002		
	4	Location		Cooling Water Inlet		
	5	Line number		3/4"-CWS-320-20-B24C-N		
	6	Area classification		Safe area		
	7					
PROCESS CONDITIONS	8	Fluid	State	Cooling Water	Liquid	
	9	Pressure	Norm. Max.	4,5 bar(g)		
	10	Temperature	Norm. Max.	36 °C		
	11	Design	Press. Temp.	7 bar(g)	75 °C	
	12	Ambient Temp.	Min. Max.	0 °C	49 °C	
	13	Oper. Flow		1 m³/hr		
	14					
BODY	16	Body Type		Ball valve, wafer type		
	17	Body Size	Bore	3/4"	Full bore	
	18	Guiding	No. Of Ports	-	2	
	19	Conn. Type	End Conn. Rat.	RF	150#	
	20	Body Material		Carbon steel ASTM A 216 Gr. WCB / A105		
	21	Packing Material		PTFE		
	22	Bonnet Type		Screwed		
	23	Form	Floating ball			
	24	Trim	Seat Mat.	PTFE		
	25		Ball Mat.	Shaft Mat.	SS 316	SS316
	26	Actuation	Material		Lever handle	CS
	27	Threaded connections if applicable		Metric		
	28					
	29					
	30					
	31					
	32					
	33					
	34					
	35					
	36					
	37					
	38					
	39					
	40					
	41					
	42					
43						
OPTIONS	44			Fire safe design (acc. API 607)		
	45					
	46					
CERTIFICATES	47	3.1 Material certificate		Yes		
	48	Hydrotest certificate		Yes		
	49					
	50					
	51					
PURCHASE	52	Manufacturer		Alfa Valve		
	53	Model		A10NF		
	54					
	55					
	56					
	57					

NOTES :

07	LK	5-9-2024	For Approval	VALVE AND STRAINER DATASHEET Hand Ball Valve  <small>Netherlands</small>	 شركت توسعه صنایع لوات Lavan Industry Development Company
06	AZ	1-8-2024	For Approval		
05	LK	8-7-2024	For Approval		
04	LK	23-5-2024	For Approval		
03	LK	17-4-2024	For Approval		
02	LK	11-3-2024	For Approval		
Rev	By	Date	Description		
				Sheet 6 of 18	Based on P&ID Rev.08



GENERAL	1	Tag Number		320V-8204	
	2	Service		Hand Ball valve	
	3	P&ID No.		N278-VD-6019-PR-PID-0002	
	4	Location		Cooling Water Outlet	
	5	Line number		3/4"-CWR-320-26-B24C-N	
	6	Area classification		Safe area	
	7				
PROCESS CONDITIONS	8	Fluid	State	Cooling Water	Liquid
	9	Pressure	Norm. Max.	4,4 bar(g)	
	10	Temperature	Norm. Max.		46 °C
	11	Design	Press. Temp.	7 bar(g)	75 °C
	12	Ambient Temp.	Min. Max.	0 °C	49 °C
	13	Oper. Flow		1 Nm ³ /hr	
	14				
BODY	16	Body Type		Ball valve, wafer type	
	17	Body Size	Bore	3/4"	Full bore
	18	Guiding	No. Of Ports	-	2
	19	Conn. Type	End Conn. Rat.	RF	150#
	20	Body Material		Carbon steel ASTM A 216 Gr. WCB / A105	
	21	Packing Material		PTFE	
	22	Bonnet Type		Screwed	
	23	Form		Floating ball	
	24	Trim	Seat Mat.	PTFE	
	25		Ball Mat. Shaft Mat.	SS 316	SS316
	26	Actuation	Material	Lever handle	CS
	27	Threaded connections if applicable		Metric	
	28				
	29				
	30				
	31				
	32				
33					
34					
35					
36					
37					
38					
39					
40					
41					
42					
43					
OPTIONS	44			Fire safe design (acc. API 607)	
	45				
	46				
CERTIFICATES	47	3.1 Material certificate		Yes	
	48	Hydrotest certificate		Yes	
	49				
	50				
	51				
PURCHASE	52	Manufacturer		Alfa Valve	
	53	Model		A10NF	
	54				
	55				
	56				
	57				

NOTES :

07	LK	5-9-2024	For Approval	VALVE AND STRAINER DATASHEET Hand Ball Valve 	 شرکت توسعه صنایع لوات Lavan Industry Development Company
06	AZ	1-8-2024	For Approval		
05	LK	8-7-2024	For Approval		
04	LK	23-5-2024	For Approval		
03	LK	17-4-2024	For Approval		
02	LK	11-3-2024	For Approval		
Rev	By	Date	Description		



GENERAL	1	Tag Number		No tag, 4 pcs		
	2	Service		Hand Ball valve		
	3	P&ID No.		N278-VD-6019-PR-PID-0002		
	4	Location		Compressed air PGs/PTs		
	5	Line number		PG, PT block valves		
	6	Area classification		Safe area		
	7					
PROCESS CONDITIONS	8	Fluid	State	Air	Gas	
	9	Pressure	Norm. Max.	30 bar(g)		
	10	Temperature	Norm. Max.	60 °C		
	11	Design	Press. Temp.	39 bar(g)	157 °C	
	12	Ambient Temp.	Min. Max.	0 °C	49 °C	
	13	Oper. Flow		-		
	14					
BODY	16	Body Type		Ball valve		
	17	Body Size	Bore	3/4"	Full bore	
	18	Guiding	No. Of Ports	-	2	
	19	Conn. Type	End Conn. Rat.	NPT-F	300#	
	20	Body Material		SS 316		
	21	Packing Material		PTFE		
	22	Bonnet Type		Screwed		
	23	Form	Floating ball			
	24	Trim	Seat Mat.	PTFE		
	25		Ball Mat.	Shaft Mat.	SS 316	SS316
	26	Actuation	Material		Lever handle	CS
	27	Threaded connections if applicable		Metric		
	28					
	29					
	30					
	31					
	32					
33						
34						
35						
36						
37						
38						
39						
40						
41						
42						
43						
OPTIONS	44			Fire safe design (acc. API 607)		
	45					
	46					
CERTIFICATES	47	3.1 Material certificate		Yes		
	48	Hydrotest certificate		Yes		
	49					
	50					
	51					
PURCHASE	52	Manufacturer		Alfa Valve		
	53	Model		K20T		
	54					
	55					
	56					
	57					

NOTES :

07	LK	5-9-2024	For Approval	VALVE AND STRAINER DATASHEET Hand Ball Valve 	 Sheet 8 of 18
06	AZ	1-8-2024	For Approval		
05	LK	8-7-2024	For Approval		
04	LK	23-5-2024	For Approval		
03	LK	17-4-2024	For Approval		
02	LK	11-3-2024	For Approval		
Rev	By	Date	Description		



GENERAL	1	Tag Number		No tag, 3 pcs		
	2	Service		Hand Ball valve		
	3	P&ID No.		N278-VD-6019-PR-PID-0002		
	4	Location		2xCompressed Air, 1x Oil system		
	5	Line number		PG, PT block valves		
	6	Area classification		Safe area		
	7					
PROCESS CONDITIONS	8	Fluid	State	Air/Oil	Gas/Liquid	
	9	Pressure	Norm. Max.		2 bar(g)	
	10	Temperature	Norm. Max.	46°C	75°C	
	11	Design	Press. Temp.	12,5 bar(g)	85 °C	
	12	Ambient Temp.	Min. Max.	0 °C	49 °C	
	13	Oper. Flow		-		
	14					
BODY	16	Body Type		Ball valve		
	17	Body Size	Bore	3/4"	Full bore	
	18	Guiding	No. Of Ports	-	2	
	19	Conn. Type	End Conn. Rat.	NPT-F	300#	
	20	Body Material		SS 316		
	21	Packing Material		PTFE		
	22	Bonnet Type		Screwed		
	23	Form	Floating ball			
	24	Trim	Seat Mat.	PTFE		
	25		Ball Mat.	Shaft Mat.	SS 316	SS316
	26	Actuation	Material		Lever handle	CS
	27	Threaded connections if applicable		Metric		
	28					
	29					
	30					
	31					
	32					
	33					
	34					
	35					
36						
37						
38						
39						
40						
41						
42						
43						
OPTIONS	44			Fire safe design (acc. API 607)		
	45					
	46					
CERTIFICATES	47	3.1 Material certificate		Yes		
	48	Hydrotest certificate		Yes		
	49					
	50					
	51					
PURCHASE	52	Manufacturer		Alfa Valve		
	53	Model		K20T		
	54					
	55					
	56					
	57					

NOTES :

07	LK	5-9-2024	For Approval	VALVE AND STRAINER DATASHEET Hand Ball Valve 	 Sheet 9 of 18
06	AZ	1-8-2024	For Approval		
05	LK	8-7-2024	For Approval		
04	LK	23-5-2024	For Approval		
03	LK	17-4-2024	For Approval		
02	LK	11-3-2024	For Approval		
Rev	By	Date	Description		

GENERAL	1	Tag Number		No tag, 1 pc		
	2	Service		Hand Ball valve		
	3	P&ID No.		N278-VD-6019-PR-PID-0002		
	4	Location		Cooling water system		
	5	Line number		PG-8204		
	6	Area classification		Safe area		
	7					
PROCESS CONDITIONS	8	Fluid	State	Water	Liquid	
	9	Pressure	Norm. Max.	4,5 bar(g)		
	10	Temperature	Norm. Max.	36 °C		
	11	Design	Press. Temp.	7 bar(g)	75 °C	
	12	Ambient Temp.	Min. Max.	0 °C	49 °C	
	13	Oper. Flow		-		
	14					
BODY	16	Body Type		Ball valve		
	17	Body Size	Bore	3/4"	Full bore	
	18	Guiding	No. Of Ports	-	2	
	19	Conn. Type	End Conn. Rat.	NPT-F	150#	
	20	Body Material		Carbon steel		
	21	Packing Material		PTFE		
	22	Bonnet Type		Screwed		
	23	Form	Floating ball			
	24	Trim	Seat Mat.	PTFE		
	25		Ball Mat.	Shaft Mat.	SS 316	SS316
	26	Actuation	Material		Lever handle	CS
	27	Threaded connections if applicable		Metric		
	28					
	29					
	30					
	31					
	32					
	33					
	34					
	35					
36						
37						
38						
39						
40						
41						
42						
43						
OPTIONS	44			Fire safe design (acc. API 607)		
	45					
	46					
CERTIFICATES	47	3.1 Material certificate		Yes		
	48	Hydrotest certificate		Yes		
	49					
	50					
	51					
PURCHASE	52	Manufacturer		Alfa Valve		
	53	Model		K20T		
	54					
	55					
	56					
	57					

NOTES :

07	LK	5-9-2024	For Approval	VALVE AND STRAINER DATASHEET Hand Ball Valve 	 Sheet 10 of 18
06	AZ	1-8-2024	For Approval		
05	LK	8-7-2024	For Approval		
04	LK	23-5-2024	For Approval		
03	LK	17-4-2024	For Approval		
02	LK	11-3-2024	For Approval		
Rev	By	Date	Description		

GENERAL	1	Tag Number		No tag, 4 pcs		
	2	Service		Hand Ball valve		
	3	P&ID No.		N278-VD-6019-PR-PID-0002		
	4	Location		Dampener drain		
	5	Line number		Dampener KV-020-001...004		
	6	Area classification		Safe area		
	7					
PROCESS CONDITIONS	8	Fluid	State	Air	Gas	
	9	Pressure	Norm. Max.	23,3 bar(g)		
	10	Temperature	Norm. Max.	157°C		
	11	Design	Press. Temp.	39 bar(g)	175 °C	
	12	Ambient Temp.	Min. Max.	0 °C	49 °C	
	13	Oper. Flow		-		
	14					
BODY	16	Body Type		Ball valve		
	17	Body Size	Bore	1/2"	Full bore	
	18	Guiding	No. Of Ports	-	2	
	19	Conn. Type	End Conn. Rat.	NPT-F	#6000	
	20	Body Material		SS316		
	21	Packing Material		PTFE		
	22	Bonnet Type		Screwed		
	23	Form	Floating ball			
	24	Trim	Seat Mat.	PTFE		
	25		Ball Mat.	Shaft Mat.	SS 316	SS316
	26	Actuation	Material		Lever handle	CS
	27	Threaded connections if applicable		Metric		
	28					
	29					
	30					
	31					
	32					
	33					
	34					
	35					
	36					
	37					
	38					
	39					
	40					
	41					
	42					
43						
OPTIONS	44			Fire safe design (acc. API 607)		
	45					
	46					
CERTIFICATES	47	3.1 Material certificate		Yes		
	48	Hydrotest certificate		Yes		
	49					
	50					
	51					
PURCHASE	52	Manufacturer		Alfa Valve		
	53	Model		K20T		
	54					
	55					
	56					
	57					

NOTES :

07	LK	5-9-2024	For Approval
06	AZ	1-8-2024	For Approval
05	LK	8-7-2024	For Approval
04	LK	23-5-2024	For Approval
03	LK	17-4-2024	For Approval
02	LK	11-3-2024	For Approval
Rev	By	Date	Description



VALVE AND STRAINER DATASHEET

Hand Ball Valve





GENERAL	1	Tag Number		No tag, 1 pc		
	2	Service		Hand Ball valve		
	3	P&ID No.		N278-VD-6019-PR-PID-0002		
	4	Location		Cooling water inlet		
	5	Line number		3/4"-CWS-320-20-B24C-N		
	6	Area classification		Safe area		
	7					
PROCESS CONDITIONS	8	Fluid	State	Water	Liquid	
	9	Pressure	Norm. Max.	4,5 bar(g)		
	10	Temperature	Norm. Max.	36 °C		
	11	Design	Press. Temp.	7 bar(g)	75 °C	
	12	Ambient Temp.	Min. Max.	0 °C	49 °C	
	13	Oper. Flow		-		
	14					
BODY	16	Body Type		Ball valve		
	17	Body Size	Bore	1/2"	Full bore	
	18	Guiding	No. Of Ports	-	2	
	19	Conn. Type	End Conn. Rat.	NPT-F	150#	
	20	Body Material		Carbon steel		
	21	Packing Material		PTFE		
	22	Bonnet Type		Screwed		
	23	Form	Floating ball			
	24	Trim	Seat Mat.	PTFE		
	25		Ball Mat.	Shaft Mat.	SS 316	SS316
	26	Actuation	Material		Lever handle	CS
	27	Threaded connections if applicable		Metric		
	28					
	29					
	30					
	31					
	32					
	33					
	34					
	35					
36						
37						
38						
39						
40						
41						
42						
43						
OPTIONS	44			Fire safe design (acc. API 607)		
	45					
	46					
CERTIFICATES	47	3.1 Material certificate		Yes		
	48	Hydrotest certificate		Yes		
	49					
	50					
	51					
PURCHASE	52	Manufacturer		Alfa Valve		
	53	Model		K20T		
	54					
	55					
	56					
	57					

NOTES :

07	LK	5-9-2024	For Approval	VALVE AND STRAINER DATASHEET Hand Ball Valve 	 Sheet 12 of 18
06	AZ	1-8-2024	For Approval		
05	LK	8-7-2024	For Approval		
04	LK	23-5-2024	For Approval		
03	LK	17-4-2024	For Approval		
02	LK	11-3-2024	For Approval		
Rev	By	Date	Description		

GENERAL	1	Tag Number		No tag, 1 pc		
	2	Service		Hand Ball valve		
	3	P&ID No.		N278-VD-6019-PR-PID-0002		
	4	Location		Cooling water outlet		
	5	Line number		3/4"-CWS-320-20-B24C-N		
	6	Area classification		Safe area		
	7					
PROCESS CONDITIONS	8	Fluid	State	Water	Liquid	
	9	Pressure	Norm. Max.	4,5 bar(g)		
	10	Temperature	Norm. Max.		46°C	
	11	Design	Press. Temp.	7 bar(g)	75 °C	
	12	Ambient Temp.	Min. Max.	0 °C	49 °C	
	13	Oper. Flow		-		
	14					
BODY	16	Body Type		Ball valve		
	17	Body Size	Bore	1/4"	Full bore	
	18	Guiding	No. Of Ports	-	2	
	19	Conn. Type	End Conn. Rat.	NPT-F	150#	
	20	Body Material		Carbon steel		
	21	Packing Material		PTFE		
	22	Bonnet Type		Screwed		
	23	Form			Floating ball	
	24	Trim	Seat Mat.	PTFE		
	25		Ball Mat.	Shaft Mat.	SS 316	SS316
	26	Actuation	Material		Lever handle	CS
	27	Threaded connections if applicable		Metric		
	28					
	29					
	30					
	31					
	32					
	33					
	34					
	35					
	36					
	37					
	38					
	39					
	40					
	41					
	42					
43						
OPTIONS	44			Fire safe design (acc. API 607)		
	45					
	46					
CERTIFICATES	47	3.1 Material certificate		Yes		
	48	Hydrotest certificate		Yes		
	49					
	50					
	51					
PURCHASE	52	Manufacturer		Alfa Valve		
	53	Model		K20T		
	54					
	55					
	56					
	57					

NOTES :

07	LK	5-9-2024	For Approval	VALVE AND STRAINER DATASHEET Hand Ball Valve  <small>Netherlands</small>	 شركت توسعه صنایع لوان Lavan Industry Development Company
06	AZ	1-8-2024	For Approval		
05	LK	8-7-2024	For Approval		
04	LK	23-5-2024	For Approval		
03	LK	17-4-2024	For Approval		
02	LK	11-3-2024	For Approval		
Rev	By	Date	Description		
				Sheet 13 of 18	Based on P&ID Rev.08

GENERAL	1	Tag Number			No tag, 2pcs	
	2	Service			Gate valve	
	3	P&ID No.			N278-VD-6019-PR-PID-0002	
	4	Location			Cooling water sight glasses	
	5					
	6					
	7					
PROCESS CONDITIONS	8	Fluid	State		Water	Liquid
	9	Pressure	Norm.	Max.	4,4 bar(g)	
	10	Temperature	Norm.	Max.		46 °C
	11	Design	Press.	Temp.	7 bar(g)	75 °C
	12	Ambient Temp.	Min.	Max.	0 °C	49 °C
	13	Oper. Flow			1 Nm³/h	
	14					
BODY	15	Body Type			Gate valve type	
	16	Body Size			3/4"	
	17	Guiding	No. Of Ports		-	2
	18	Conn. Type	End Conn. Rat.		RF	150#
	19	Body Material			Carbon steel	
	20	Packing Material			PTFE	
	21	Bonnet Type			Screwed	
	22	Form			Solid wedge	
	23	Trim	Seat Mat.		A479 410/ST.6	
	24		Disc Mat.	Shaft Mat.	ASTM A182	ASTM A479 410
	25					
	26					
	27					
	28					
	29					
	30					
	31					
	32					
	33					
	34					
	35					
36						
37						
38						
39						
40						
41						
42						
43						
OPTIONS	44				Fire safe design (acc. API 607)	
	45					
	46					
CERTIFICATES	47	3.1 Material certificate			Yes	
	48	Hydrotest certificate			Yes	
	49					
	50					
	51					
PURCHASE	52	Manufacturer			Alfa Valve	
	53	Model			BFE	
	54					
	55					
	56					
	57					

NOTES :

07	LK	5-9-2024	For Approval
06	AZ	1-8-2024	For Approval
05	LK	8-7-2024	For Approval
04	LK	23-5-2024	For Approval
03	LK	17-4-2024	For Approval
02	LK	11-3-2024	For Approval
Rev	By	Date	Description

VALVE AND STRAINER DATASHEET

Hand Gate Valve





شرکت توسعه صنایع لایان
 Lavan Industry Development Company





GENERAL	1	Tag Number			320PCV-8201		
	2	Service			Compressor bypass (recycle) valve		
	3	P&ID No.			N278-VD-6019-PR-PID-0002		
	4	Location			Bypass		
	5	Line number			3/4"-IA-320-11-D42-N		
	6	Area classification			Safe area		
	7						
PROCESS CONDITIONS	8	Fluid	State		Air	Dry Gas	
	9	Pressure	Norm.	Max.	30 bar(g)		
	10	Temperature	Norm.	Max.	46 °C	60 °C	
	11	Design	Press.	Temp.	39 bar(g)	75 °C	
	12	Ambient Temp.	Min.	Max.	0 °C	49 °C	
	13	Type Of Body			Globe valve		
BODY	14	Body Size			3/4" ANSI RF		
	15	Conn. Type	End Conn. Rat.		Flange	300#	
	16	Flange face finish			RF		
	17	Body Material			SS316		
	18	Packing Material			PTFE		
	19	Bonnet Type			Bolted, SS316		
	20	Trim	Form	Characteristics		Disc	Micro Flow 4 Deg 39 Min
	21		Seat Mat.	Cage mat.		CF3M SST	N/A
	22		Disc Mat.	Shaft Mat.		SS 316	SS316
	23	Required Seat Tightness			IV		
	24	Max. Allow. Sound Level (dBA)			85		
Positioner	25	Positioner controller			Electro-pneumatic (I/P)		
	26	Interface			4 -20 mA , HART		
	27	Supply / output pressure gauge			Yes, SS316		
	28	Positioner material			SS316		
	29	Enclosure class			IP65		
ACTUATOR	31	Fail Position			FO (Fail Open)		
	32	Pneumatic Conn.			1/4" NPT-F		
	33	Instrument Supply Fluid			Instrument Air		
	34	Instrument Supply Fluid pressure			Min. 4 bar(g)		
	35	Position Monitor			Yes, 4-20 mA Transmitter, HART		
	36	Electric Connection			ISO M20 x 1,5		
	37	Cable Gland			Yes (Airpack scope)		
	38	Actuator material			SS316		
	39						
ACCESSORIES	40	Filter Regulator			Yes, SS316		
	41	Filter Regulator manufacturer, model			IMI Maxseal	IFR3	
	42	Gauges			Yes, Stainles steel		
	43	Tubing, Fitting			SS316 (Airpack scope)		
SERVICE	44	Flow Rate			35 Nm³/h		
	45	Pressure	Inlet	outlet	9,5 bar(g)	30 bar(g)	
	46	Pressure drop			17,96 bar @ 41% opening		
	47	Cv Selected			0-0,3		
	48	Cv required			0,101		
CERTIFICATES	49	3.1 Material certificate			Yes		
	50	Hydrotest certificate			Yes		
	51	Leakage class			Yes		
PURCHASE	52	Valve Manufacturer			Fisher		
	53	Valve Model			NPS 3/4 GX		
	54	Actuator Manufacturer			Fisher		
	55	Actuator Model			GX/225		
	56	Positioner Manufacturer			Fisher		
57	Positioner Model			DVC6200			

NOTES :

07	LK	5-9-2024		For Approval	VALVE AND STRAINER DATASHEET Pressure Control Valve 	 Sheet 15 of 18 Based on P&ID Rev.08
06	AZ	1-8-2024		For Approval		
05	LK	8-7-2024		For Approval		
04	LK	23-5-2024		For Approval		
03	LK	17-4-2024		For Approval		
02	LK	11-3-2024		For Approval		
Rev	By	Date		Description		



GENERAL	1	Tag Number		320CV-8201	
	2	Service		Check Valve	
	3	P&ID No.		N278-VD-6019-PR-PID-0002	
	4	Location		Compressor Air Outlet	
	5	Line number		3/4"-IA-320-09-D42-N	
	6	Area classification		Safe area	
PROCESS CONDITIONS	9	Fluid	State	Air	Dry Gas
	10	Pressure	Norm. Max.	30 bar(g)	
	11	Temperature	Norm. Max.		60 °C
	12	Design	Press. Temp.	39 bar(g)	75 °C
	13	Ambient Temp.	Min. Max.	0 °C	49 °C
	14	Oper. Flow		35 Nm³/hr	
	15				
	16				
	17				
BODY	20	Type Of Body		Wafer type	
	21	Type Of valve		Plate type	
	21	Body Size		DN 20 (Process line = 3/4" ANSI 300# RF)	
	22	Body Material		SS316	
	23	Cracking Pressure		0,2 bar	
	24	Inlet Connection	Outlet Conn.	RF	RF
	25	Inlet Rating	Outlet Rating	600#	600#
	26				
	27				
	28				
	29				
OPTIONS	41				
	42				
	43				
	44				
	45				
CERTIFICATES	46	3.1 Material certificate		Yes	
	47				
	48				
	49				
	50				
PURCHASE	52	Manufacturer		Hoerbiger	
	53	Model		RVB 19R	
	54				
	55				
	56				

NOTES :

07	LK	5-9-2024	For Approval	VALVE AND STRAINER DATASHEET Check Valve 	 Sheet 16 of 18 Based on P&ID Rev.08
06	AZ	1-8-2024	For Approval		
05	LK	8-7-2024	For Approval		
04	LK	23-5-2024	For Approval		
03	LK	17-4-2024	For Approval		
02	LK	11-3-2024	For Approval		
Rev	By	Date	Description		



GENERAL	1:	Tag Number	320ST-8201			
	2:	Service	Y-strainer			
	3:	P&ID No.	N278-VD-6019-PR-PID-0002			
	4:	Location	Compressor Air Inlet			
	5:	Line number	1"IA-320-01-D42-N			
	6:	Area classification	Safe area			
	7:					
	8:					
PROCESS CONDITIONS	9:	Fluid	State	Air	Dry Gas	
	10:	Pressure	Norm.	Max.	9,5 bar(g)	
	11:	Temperature	Norm.	Max.	46 °C	
	12:	Design	Press.	Temp.	12,5 bar(g)	75 °C
	13:	Ambient Temp.	Min.	Max.	0 °C	49 °C
	14:	Oper. flow	35 Nm ³ /hr			
	15:					
	16:					
BODY	20:	Type Of Body	Y-strainer			
	21:	Connection	1" 300# RF			
	22:	Body Material	SS 316			
	23:	Mesh Material	SS 316			
	24:	Mesh Size	0.57 mm			
	25:					
	26:					
	27:					
	28:					
	29:					
	30:					
	31:					
	32:					
	33:					
	34:					
	35:					
	36:					
	37:					
	38:					
	39:					
40:						
41:						
42:						
43:						
44:						
45:						
46:						
CERTIFICATES	47:	3.1 Material certificate	Yes			
	48:					
	49:					
	50:					
	51:					
	52:					
PURCHASE	53:	Manufacturer	Barton Fintop			
	54:	Model	A025			
	55:					
	56:					
	57:					

NOTES :

07	LK	5-9-2024	For Approval	VALVE AND STRAINER DATASHEET Y-Strainer 	
06	AZ	1-8-2024	For Approval		
05	LK	8-7-2024	For Approval		
04	LK	23-5-2024	For Approval		
03	LK	17-4-2024	For Approval		
02	LK	11-3-2024	For Approval		
Rev	By	Date	Description	Sheet 17 of 18	Based on P&ID Rev.08

GENERAL	1	Tag Number			320ST-8202	
	2	Service			Y-strainer	
	3	P&ID No.			N278-VD-6019-PR-PID-0002	
	4	Location			Cooling Water Inlet	
	5	Line number			3/4"-CWS-320-20-B24C-N	
	6	Area classification			Safe area	
	7					
	8					
PROCESS CONDITIONS	9	Fluid	State		Cooling Water	Liquid
	10	Pressure	Norm.	Max.	4,5 bar(g)	
	11	Temperature	Norm.	Max.	36 °C	
	12	Design	Press.	Temp.	7 bar(g)	75 °C
	13	Ambient Temp.	Min.	Max.	0 °C	49 °C
	14	Oper. Flow			1 Nm³/hr	
	15					
	16					
	17					
	18					
BODY	20	Type Of Body			Y-strainer	
	21	Connection			3/4" 150# RF	
	22	Body Material			ASTM A216 WCB	
	23	Mesh Material			SS 316	
	24	Mesh Size			0,57 mm	
	25					
	26					
	27					
	28					
	29					
	30					
	31					
	32					
	33					
	34					
	35					
	36					
	37					
	38					
	39					
40						
41						
42						
43						
44						
45						
46						
CERTIFICATES	47	3.1 Material certificate			Yes	
	48					
	49					
	50					
	51					
	52					
PURCHASE	53	Manufacturer			Barton Firtop	
	54	Model			A020	
	55					
	56					
	57					

NOTES :

07	LK	5-9-2024	For Approval	VALVE AND STRAINER DATASHEET Y-Strainer 	 شركة توسعه صنایع لوات Lavan Industry Development Company
06	AZ	1-8-2024	For Approval		
05	LK	8-7-2024	For Approval		
04	LK	23-5-2024	For Approval		
03	LK	17-4-2024	For Approval		
02	LK	11-3-2024	For Approval		
Rev	By	Date	Description		
				Sheet 18 of 18	Based on P&ID Rev.08