

	<b>LIDCO, Pars SEE Zone, Assaluyeh, Integrated Methanol and Ammonia Plant 3000 MTPD MeOH / 900 MTPD NH3 PROJECT</b>						
	<b>Valve and Strainer Data Sheets</b>						
	Document No. 17735-48						Page
	Project No.	Vendor Doc.	P.O. No.	Department	Document Type	Serial No	Revision
N278	VD	6019	PI	DS	0041	08	Page 1 of 18

**Airpack B.V. - Air Compressor –  
Integrated Methanol and Ammonia Plant  
17735-COM Valve and Strainer Data Sheets (K020)**

Code 1  
M.Dalakeh

08	16-09-2024	Issued for Approval	L.K.	S.K.	J.J.
07	05-09-2024	Issued for Approval	L.K.	S.K.	J.J.
06	01-08-2024	Issued for Approval	A.Z.	S.K.	J.J.
05	08-07-2024	Issued for Approval	L.K.	S.K.	J.J.
04	23-05-2024	Issued for Approval	L.K.	S.K.	J.J.
03	17-04-2024	Issued for Approval	L.K.	S.K.	J.J.
02	11-03-2024	Issued for Approval	L.K.	S.K.	J.J.
01	09-11-2023	Issued for Approval	T.T.	S.K.	J.J.
<b>REV.</b>	<b>DATE</b>	<b>DESCRIPTION</b>	<b>DRAWN</b>	<b>CHECKED</b>	<b>APPROVED</b>

This document has been produced by Contractor for LIDCO. It is confidential and cannot be disclosed to or used by any third party for any purpose without prior written consent.

Valve and Strainer Data Sheets

Document No. 17735-48

Page

Project No.	Vendor Doc.	P.O. No.	Department	Document Type	Serial No	Revision	Page
N278	VD	6019	PI	DS	0041	08	Page 2 of 18

LIST OF REVISED PAGES

Rev. Page	01	02	03	04	05	06	07	08	09	10	Rev. Page	01	02	03	04	05	Rev. Page	01	02	03	04	05	
1	X	X	X	X	X	X	X	X			51						76						
2	X	X	X	X	X	X	X	X			52						77						
3	X	X	X	X	X	X	X	X			53						78						
4	X	X	X	X	X	X	X	X			54						79						
5	X	X	X	X	X	X	X	X			55						80						
6	X	X	X	X	X	X	X	X			56						81						
7	X	X	X	X	X	X	X	X			57						82						
8	X	X	X	X	X	X	X	X			58						83						
9	X	X	X	X	X	X	X	X			59						84						
10	X	X	X	X	X	X	X	X			60						85						
11	X	X	X	X	X	X	X	X			61						86						
12						X	X	X			62						87						
13						X	X	X			63						88						
14						X	X	X			64						89						
15						X	X	X			65						90						
16						X	X	X			66						91						
17						X	X	X			67						92						
18						X	X	X			68						ATTACHMENT						
19						X					69						1						
20											70						2						
21											71						3						
22											72						4						
23											73						5						
24											74						6						
25											75						7						



INDEX			
No.	Device	Tag Number	Page
1	Hand Ball Valve	320V-8201	4
2	Hand Ball Valve	320V-8202	5
3	Hand Ball Valve	320V-8203	6
4	Hand Ball Valve	320V-8204	7
5	Hand Ball Valve	No tag, 4 pcs	8
6	Hand Ball Valve	No tag, 3 pcs	9
7	Hand Ball Valve	No tag, 1 pc	10
8	Hand Ball Valve	No tag, 4 pcs	11
9	Hand Ball Valve	No tag, 1 pc	12
10	Hand Ball Valve	No tag, 1 pc	13
11	Hand Gate Valve	No tag, 2pcs	14
12	Check Valve	320CV-8201	15
13	Y-Strainer	320ST-8201	16
14	Y-Strainer	320ST-8202	17
15			
16			
17			
18			
19			
20			
21			
22			
23			
24			
25			
26			
27			
28			
29			
30			
31			
32			
33			
34			
35			
36			
37			
38			
39			
40			
41			
42			
43			
44			
45			
46			
47			
48			
49			
50			
51			
52			
53			
54			
55			
56			
57			
58			
59			
60			
61			
62			

**Notes:**

08	LK	16-9-2024	For Approval	<b>VALVE AND STRAINER DATASHEET Index</b> 	
07	LK	5-9-2024	For Approval		
06	AZ	1-8-2024	For Approval		
05	LK	8-7-2024	For Approval		
04	LK	23-5-2024	For Approval		
03	LK	17-4-2024	For Approval		
Rev	By	Date	Description	Sheet	3 of 17
				Based on P&ID	Rev.08



GENERAL	1	Tag Number		320V-8201		
	2	Service		Hand Ball valve		
	3	P&ID No.		N278-VD-6019-PR-PID-0002		
	4	Location		Compressor Air Inlet		
	5	Line number		1"-IA-320-01-D42-N		
	6	Area classification		Safe area		
	7					
PROCESS CONDITIONS	8	Fluid	State	Air	Dry Gas	
	9	Pressure	Norm. Max.	9,5 bar(g)		
	10	Temperature	Norm. Max.	46 °C		
	11	Design	Press. Temp.	12,5 bar(g)	75 °C	
	12	Ambient Temp.	Min. Max.	0 °C	49 °C	
	13	Oper. Flow		35 Nm³/hr		
	14					
BODY	16	Body Type		Ball valve, wafer type		
	17	Body Size	Bore	1"	Full bore	
	18	Guiding	No. Of Ports	-	2	
	19	Conn. Type	End Conn. Rat.	RF	300#	
	20	Body Material		SS316		
	21	Packing Material		PTFE		
	22	Bonnet Type		Screwed		
	23	Form	Floating ball			
	24	Trim	Seat Mat.	PTFE		
	25		Ball Mat.	Shaft Mat.	SS 316	SS316
	26	Actuation	Material		Lever handle	SS316
	27	Threaded connections if applicable		Metric		
	28					
	29					
	30					
	31					
	32					
	33					
	34					
	35					
	36					
	37					
	38					
	39					
	40					
	41					
	42					
43						
OPTIONS	44			Fire safe design (acc. API 607)		
	45					
	46					
CERTIFICATES	47	3.1 Material certificate		Yes		
	48	Hydrotest certificate		Yes		
	49					
	50					
	51					
PURCHASE	52	Manufacturer		Alfa valve		
	53	Model		A10N		
	54					
	55					
	56					
	57					

**NOTES :**

08	LK	16-9-2024	For Approval	<b>VALVE AND STRAINER DATASHEET</b>  <b>Hand Ball Valve</b>  	 شركة لوان للصناعة والتطوير لافان Industry Development Company
07	LK	5-9-2024	For Approval		
06	AZ	1-8-2024	For Approval		
05	LK	8-7-2024	For Approval		
04	LK	23-5-2024	For Approval		
03	LK	17-4-2024	For Approval		
Rev	By	Date	Description	Sheet 4 of 17	Based on P&ID Rev.08



GENERAL	1	Tag Number		320V-8202		
	2	Service		Hand Ball valve		
	3	P&ID No.		N278-VD-6019-PR-PID-0002		
	4	Location		Compressor Air Outlet		
	5	Line number		3/4"-IA-320-10-D42-N		
	6	Area classification		Safe area		
	PROCESS CONDITIONS	8	Fluid	State	Air	Dry Gas
9		Pressure	Norm. Max.	30 bar(g)		
10		Temperature	Norm. Max.		60 °C	
11		Design	Press. Temp.	39 bar(g)	75 °C	
12		Ambient Temp.	Min. Max.	0 °C	49 °C	
13		Oper. Flow		35 Nm³/hr		
14						
BODY	16	Body Type		Ball valve, wafer type		
	17	Body Size	Bore	3/4"	Full bore	
	18	Guiding	No. Of Ports	-	2	
	19	Conn. Type	End Conn. Rat.	RF	600#	
	20	Body Material		SS316		
	21	Packing Material		PTFE		
	22	Bonnet Type		Screwed		
	23	Form		Floating ball		
	24	Trim	Seat Mat.		PTFE	
	25		Ball Mat.	Shaft Mat.	SS316	SS316
	26	Actuation	Material	Lever handle	SS316	SS316
	27	Threaded connections if applicable		Metric		
	28					
	29					
	30					
	31					
	32					
33						
34						
35						
36						
37						
38						
39						
40						
41						
42						
43						
OPTIONS	44			Fire safe design (acc. API 607)		
	45					
	46					
CERTIFICATES	47	3.1 Material certificate		Yes		
	48	Hydrotest certificate		Yes		
	49					
	50					
	51					
PURCHASE	52	Manufacturer		Alfa Valve		
	53	Model		A10HP		
	54					
	55					
	56					
	57					

**NOTES :**

08	LK	16-9-2024	For Approval	<b>VALVE AND STRAINER DATASHEET</b>  <b>Hand Ball Valve</b>  	 Sheet 5 of 17
07	LK	5-9-2024	For Approval		
06	AZ	1-8-2024	For Approval		
05	LK	8-7-2024	For Approval		
04	LK	23-5-2024	For Approval		
03	LK	17-4-2024	For Approval		
Rev	By	Date	Description		



GENERAL	1	Tag Number		320V-8203		
	2	Service		Hand Ball valve		
	3	P&ID No.		N278-VD-6019-PR-PID-0002		
	4	Location		Cooling Water Inlet		
	5	Line number		3/4"-CWS-320-20-B24C-N		
	6	Area classification		Safe area		
	PROCESS CONDITIONS	8	Fluid	State	Cooling Water	Liquid
9		Pressure	Norm. Max.	4,5 bar(g)		
10		Temperature	Norm. Max.	36 °C		
11		Design	Press. Temp.	7 bar(g)	75 °C	
12		Ambient Temp.	Min. Max.	0 °C	49 °C	
13		Oper. Flow		1 m³/hr		
14						
BODY	16	Body Type		Ball valve, wafer type		
	17	Body Size	Bore	3/4"	Full bore	
	18	Guiding	No. Of Ports	-	2	
	19	Conn. Type	End Conn. Rat.	RF	150#	
	20	Body Material		Carbon steel ASTM A 216 Gr. WCB / A105		
	21	Packing Material		PTFE		
	22	Bonnet Type		Screwed		
	23	Form	Floating ball			
	24	Trim	Seat Mat.	PTFE		
	25		Ball Mat.	Shaft Mat.	SS 316	SS316
	26	Actuation	Material		Lever handle	CS
	27	Threaded connections if applicable		Metric		
	28					
	29					
	30					
	31					
	32					
33						
34						
35						
36						
37						
38						
39						
40						
41						
42						
43						
OPTIONS	44			Fire safe design (acc. API 607)		
	45					
	46					
CERTIFICATES	47	3.1 Material certificate		Yes		
	48	Hydrotest certificate		Yes		
	49					
	50					
	51					
PURCHASE	52	Manufacturer		Alfa Valve		
	53	Model		A10NF		
	54					
	55					
	56					
	57					

**NOTES :**

08	LK	16-9-2024	For Approval	<b>VALVE AND STRAINER DATASHEET</b>  <b>Hand Ball Valve</b>   <small>Netherlands</small>	 <b>شركت توسعه صنایع لوات</b> <b>Lavan Industry Development Company</b>
07	LK	5-9-2024	For Approval		
06	AZ	1-8-2024	For Approval		
05	LK	8-7-2024	For Approval		
04	LK	23-5-2024	For Approval		
03	LK	17-4-2024	For Approval		
Rev	By	Date	Description	Sheet 6 of 17 Based on P&ID Rev.08	



GENERAL	1	Tag Number		320V-8204		
	2	Service		Hand Ball valve		
	3	P&ID No.		N278-VD-6019-PR-PID-0002		
	4	Location		Cooling Water Outlet		
	5	Line number		3/4"-CWR-320-26-B24C-N		
	6	Area classification		Safe area		
	7					
PROCESS CONDITIONS	8	Fluid	State	Cooling Water	Liquid	
	9	Pressure	Norm. Max.	4,4 bar(g)		
	10	Temperature	Norm. Max.		46 °C	
	11	Design	Press. Temp.	7 bar(g)	75 °C	
	12	Ambient Temp.	Min. Max.	0 °C	49 °C	
	13	Oper. Flow		1 Nm³/hr		
	14					
BODY	16	Body Type		Ball valve, wafer type		
	17	Body Size	Bore	3/4"	Full bore	
	18	Guiding	No. Of Ports	-	2	
	19	Conn. Type	End Conn. Rat.	RF	150#	
	20	Body Material		Carbon steel ASTM A 216 Gr. WCB / A105		
	21	Packing Material		PTFE		
	22	Bonnet Type		Screwed		
	23	Form	Floating ball			
	24	Trim	Seat Mat.	PTFE		
	25		Ball Mat.	Shaft Mat.	SS 316	SS316
	26	Actuation	Material		Lever handle	CS
	27	Threaded connections if applicable		Metric		
	28					
	29					
	30					
	31					
	32					
	33					
	34					
	35					
	36					
	37					
	38					
	39					
	40					
	41					
	42					
43						
OPTIONS	44			Fire safe design (acc. API 607)		
	45					
	46					
CERTIFICATES	47	3.1 Material certificate		Yes		
	48	Hydrotest certificate		Yes		
	49					
	50					
	51					
PURCHASE	52	Manufacturer		Alfa Valve		
	53	Model		A10NF		
	54					
	55					
	56					
	57					

**NOTES :**

08	LK	16-9-2024	For Approval	<b>VALVE AND STRAINER DATASHEET</b>  <b>Hand Ball Valve</b>   <small>Netherlands</small>	 <b>شرکت توسعه صنایع لوات</b> <b>Lavan Industry Development Company</b>
07	LK	5-9-2024	For Approval		
06	AZ	1-8-2024	For Approval		
05	LK	8-7-2024	For Approval		
04	LK	23-5-2024	For Approval		
03	LK	17-4-2024	For Approval		
Rev	By	Date	Description		
				Sheet 7 of 17	Based on P&ID Rev.08



GENERAL	1	Tag Number		No tag, 4 pcs		
	2	Service		Hand Ball valve		
	3	P&ID No.		N278-VD-6019-PR-PID-0002		
	4	Location		Compressed air PGs/PTs		
	5	Line number		PG, PT block valves		
	6	Area classification		Safe area		
	7					
PROCESS CONDITIONS	8	Fluid	State	Air	Gas	
	9	Pressure	Norm. Max.	30 bar(g)		
	10	Temperature	Norm. Max.	60 °C		
	11	Design	Press. Temp.	39 bar(g)	157 °C	
	12	Ambient Temp.	Min. Max.	0 °C	49 °C	
	13	Oper. Flow		-		
	14					
BODY	16	Body Type		Ball valve		
	17	Body Size	Bore	3/4"	Full bore	
	18	Guiding	No. Of Ports	-	2	
	19	Conn. Type	End Conn. Rat.	NPT-F	300#	
	20	Body Material		SS 316		
	21	Packing Material		PTFE		
	22	Bonnet Type		Screwed		
	23	Form	Floating ball			
	24	Trim	Seat Mat.	PTFE		
	25		Ball Mat.	Shaft Mat.	SS 316	SS316
	26	Actuation	Material		Lever handle	CS
	27	Threaded connections if applicable		Metric		
	28					
	29					
	30					
	31					
	32					
	33					
	34					
	35					
36						
37						
38						
39						
40						
41						
42						
43						
OPTIONS	44			Fire safe design (acc. API 607)		
	45					
	46					
CERTIFICATES	47	3.1 Material certificate		Yes		
	48	Hydrotest certificate		Yes		
	49					
	50					
	51					
PURCHASE	52	Manufacturer		Alfa Valve		
	53	Model		K20T		
	54					
	55					
	56					
	57					

**NOTES :**

08	LK	16-9-2024	For Approval	<b>VALVE AND STRAINER DATASHEET</b>  <b>Hand Ball Valve</b>  	 Sheet 8 of 17
07	LK	5-9-2024	For Approval		
06	AZ	1-8-2024	For Approval		
05	LK	8-7-2024	For Approval		
04	LK	23-5-2024	For Approval		
03	LK	17-4-2024	For Approval		
Rev	By	Date	Description		



GENERAL	1	Tag Number		No tag, 3 pcs		
	2	Service		Hand Ball valve		
	3	P&ID No.		N278-VD-6019-PR-PID-0002		
	4	Location		2xCompressed Air, 1x Oil system		
	5	Line number		PG, PT block valves		
	6	Area classification		Safe area		
	7					
PROCESS CONDITIONS	8	Fluid	State	Air/Oil	Gas/Liquid	
	9	Pressure	Norm. Max.		2 bar(g)	
	10	Temperature	Norm. Max.	46°C	75°C	
	11	Design	Press. Temp.	12,5 bar(g)	85 °C	
	12	Ambient Temp.	Min. Max.	0 °C	49 °C	
	13	Oper. Flow		-		
	14					
BODY	16	Body Type		Ball valve		
	17	Body Size	Bore	3/4"	Full bore	
	18	Guiding	No. Of Ports	-	2	
	19	Conn. Type	End Conn. Rat.	NPT-F	300#	
	20	Body Material		SS 316		
	21	Packing Material		PTFE		
	22	Bonnet Type		Screwed		
	23	Form	Floating ball			
	24	Trim	Seat Mat.	PTFE		
	25		Ball Mat.	Shaft Mat.	SS 316	SS316
	26	Actuation	Material		Lever handle	CS
	27	Threaded connections if applicable		Metric		
	28					
	29					
	30					
	31					
	32					
	33					
	34					
	35					
	36					
	37					
	38					
	39					
	40					
	41					
	42					
43						
OPTIONS	44			Fire safe design (acc. API 607)		
	45					
	46					
CERTIFICATES	47	3.1 Material certificate		Yes		
	48	Hydrotest certificate		Yes		
	49					
	50					
	51					
PURCHASE	52	Manufacturer		Alfa Valve		
	53	Model		K20T		
	54					
	55					
	56					
	57					

**NOTES :**

08	LK	16-9-2024	For Approval	<b>VALVE AND STRAINER DATASHEET</b>  <b>Hand Ball Valve</b>  	
07	LK	5-9-2024	For Approval		
06	AZ	1-8-2024	For Approval		
05	LK	8-7-2024	For Approval		
04	LK	23-5-2024	For Approval		
03	LK	17-4-2024	For Approval		
Rev	By	Date	Description		



GENERAL	1	Tag Number		No tag, 1 pc		
	2	Service		Hand Ball valve		
	3	P&ID No.		N278-VD-6019-PR-PID-0002		
	4	Location		Cooling water system		
	5	Line number		PG-8204		
	6	Area classification		Safe area		
	7					
PROCESS CONDITIONS	8	Fluid	State	Water	Liquid	
	9	Pressure	Norm. Max.	4,5 bar(g)		
	10	Temperature	Norm. Max.	36 °C		
	11	Design	Press. Temp.	7 bar(g)	75 °C	
	12	Ambient Temp.	Min. Max.	0 °C	49 °C	
	13	Oper. Flow		-		
	14					
BODY	16	Body Type		Ball valve		
	17	Body Size	Bore	3/4"	Full bore	
	18	Guiding	No. Of Ports	-	2	
	19	Conn. Type	End Conn. Rat.	NPT-F	150#	
	20	Body Material		Carbon steel		
	21	Packing Material		PTFE		
	22	Bonnet Type		Screwed		
	23	Form	Floating ball			
	24	Trim	Seat Mat.	PTFE		
	25		Ball Mat.	Shaft Mat.	SS 316	SS316
	26	Actuation	Material		Lever handle	CS
	27	Threaded connections if applicable		Metric		
	28					
	29					
	30					
	31					
	32					
33						
34						
35						
36						
37						
38						
39						
40						
41						
42						
43						
OPTIONS	44			Fire safe design (acc. API 607)		
	45					
	46					
CERTIFICATES	47	3.1 Material certificate		Yes		
	48	Hydrotest certificate		Yes		
	49					
	50					
	51					
PURCHASE	52	Manufacturer		Alfa Valve		
	53	Model		K20T		
	54					
	55					
	56					
	57					

**NOTES :**

08	LK	16-9-2024	For Approval	<b>VALVE AND STRAINER DATASHEET</b>  <b>Hand Ball Valve</b>  	 Sheet 10 of 17
07	LK	5-9-2024	For Approval		
06	AZ	1-8-2024	For Approval		
05	LK	8-7-2024	For Approval		
04	LK	23-5-2024	For Approval		
03	LK	17-4-2024	For Approval		
Rev	By	Date	Description		



GENERAL	1	Tag Number		No tag, 4 pcs		
	2	Service		Hand Ball valve		
	3	P&ID No.		N278-VD-6019-PR-PID-0002		
	4	Location		Dampener drain		
	5	Line number		Dampener KV-020-001...004		
	6	Area classification		Safe area		
	7					
PROCESS CONDITIONS	8	Fluid	State	Air	Gas	
	9	Pressure	Norm. Max.	23,3 bar(g)		
	10	Temperature	Norm. Max.	157°C		
	11	Design	Press. Temp.	39 bar(g)	175 °C	
	12	Ambient Temp.	Min. Max.	0 °C	49 °C	
	13	Oper. Flow		-		
	14					
BODY	16	Body Type		Ball valve		
	17	Body Size	Bore	1/2"	Full bore	
	18	Guiding	No. Of Ports	-	2	
	19	Conn. Type	End Conn. Rat.	NPT-F	#6000	
	20	Body Material		SS316		
	21	Packing Material		PTFE		
	22	Bonnet Type		Screwed		
	23	Form	Floating ball			
	24	Trim	Seat Mat.	PTFE		
	25		Ball Mat.	Shaft Mat.	SS 316	SS316
	26	Actuation	Material		Lever handle	CS
	27	Threaded connections if applicable		Metric		
	28					
	29					
	30					
	31					
	32					
	33					
	34					
	35					
	36					
	37					
	38					
	39					
	40					
	41					
	42					
43						
OPTIONS	44			Fire safe design (acc. API 607)		
	45					
	46					
CERTIFICATES	47	3.1 Material certificate		Yes		
	48	Hydrotest certificate		Yes		
	49					
	50					
	51					
PURCHASE	52	Manufacturer		Alfa Valve		
	53	Model		K20T		
	54					
	55					
	56					
	57					

**NOTES :**

08	LK	16-9-2024	For Approval	<b>VALVE AND STRAINER DATASHEET</b>  <b>Hand Ball Valve</b>  	 Sheet 11 of 17
07	LK	5-9-2024	For Approval		
06	AZ	1-8-2024	For Approval		
05	LK	8-7-2024	For Approval		
04	LK	23-5-2024	For Approval		
03	LK	17-4-2024	For Approval		
Rev	By	Date	Description	Based on P&ID Rev.08	



GENERAL	1	Tag Number		No tag, 1 pc		
	2	Service		Hand Ball valve		
	3	P&ID No.		N278-VD-6019-PR-PID-0002		
	4	Location		Cooling water inlet		
	5	Line number		3/4"-CWS-320-20-B24C-N		
	6	Area classification		Safe area		
	7					
PROCESS CONDITIONS	8	Fluid	State	Water	Liquid	
	9	Pressure	Norm. Max.	4,5 bar(g)		
	10	Temperature	Norm. Max.	36 °C		
	11	Design	Press. Temp.	7 bar(g)	75 °C	
	12	Ambient Temp.	Min. Max.	0 °C	49 °C	
	13	Oper. Flow		-		
	14					
BODY	16	Body Type		Ball valve		
	17	Body Size	Bore	1/2"	Full bore	
	18	Guiding	No. Of Ports	-	2	
	19	Conn. Type	End Conn. Rat.	NPT-F	150#	
	20	Body Material		Carbon steel		
	21	Packing Material		PTFE		
	22	Bonnet Type		Screwed		
	23	Form			Floating ball	
	24	Trim	Seat Mat.			PTFE
	25		Ball Mat.	Shaft Mat.	SS 316	SS316
	26	Actuation	Material		Lever handle	CS
	27	Threaded connections if applicable		Metric		
	28					
	29					
	30					
	31					
	32					
	33					
	34					
	35					
	36					
	37					
	38					
	39					
	40					
	41					
	42					
43						
OPTIONS	44			Fire safe design (acc. API 607)		
	45					
	46					
CERTIFICATES	47	3.1 Material certificate		Yes		
	48	Hydrotest certificate		Yes		
	49					
	50					
	51					
PURCHASE	52	Manufacturer		Alfa Valve		
	53	Model		K20T		
	54					
	55					
	56					
	57					

**NOTES :**

08	LK	16-9-2024	For Approval	<b>VALVE AND STRAINER DATASHEET</b>  <b>Hand Ball Valve</b>   <small>Netherlands</small>	 <b>شرکت توسعه صنایع لوان</b> <b>Lavan Industry Development Company</b>
07	LK	5-9-2024	For Approval		
06	AZ	1-8-2024	For Approval		
05	LK	8-7-2024	For Approval		
04	LK	23-5-2024	For Approval		
03	LK	17-4-2024	For Approval		
Rev	By	Date	Description	Sheet 12 of 17	Based on P&ID Rev.08

GENERAL	1	Tag Number		No tag, 1 pc		
	2	Service		Hand Ball valve		
	3	P&ID No.		N278-VD-6019-PR-PID-0002		
	4	Location		Cooling water outlet		
	5	Line number		3/4"-CWS-320-20-B24C-N		
	6	Area classification		Safe area		
	7					
PROCESS CONDITIONS	8	Fluid	State	Water	Liquid	
	9	Pressure	Norm. Max.	4,5 bar(g)		
	10	Temperature	Norm. Max.		46°C	
	11	Design	Press. Temp.	7 bar(g)	75 °C	
	12	Ambient Temp.	Min. Max.	0 °C	49 °C	
	13	Oper. Flow		-		
	14					
BODY	16	Body Type		Ball valve		
	17	Body Size	Bore	1/4"	Full bore	
	18	Guiding	No. Of Ports	-	2	
	19	Conn. Type	End Conn. Rat.	NPT-F	150#	
	20	Body Material		Carbon steel		
	21	Packing Material		PTFE		
	22	Bonnet Type		Screwed		
	23	Form	Floating ball			
	24	Trim	Seat Mat.	PTFE		
	25		Ball Mat.	Shaft Mat.	SS 316	SS316
	26	Actuation	Material		Lever handle	CS
	27	Threaded connections if applicable		Metric		
	28					
	29					
	30					
	31					
	32					
	33					
	34					
	35					
36						
37						
38						
39						
40						
41						
42						
43						
OPTIONS	44			Fire safe design (acc. API 607)		
	45					
	46					
CERTIFICATES	47	3.1 Material certificate		Yes		
	48	Hydrotest certificate		Yes		
	49					
	50					
	51					
PURCHASE	52	Manufacturer		Alfa Valve		
	53	Model		K20T		
	54					
	55					
	56					
	57					

**NOTES :**

08	LK	16-9-2024	For Approval	<b>VALVE AND STRAINER DATASHEET</b>  <b>Hand Ball Valve</b>   Netherlands	 شركة تويست صناعات لافات <b>Lavan</b> Industry Development Company
07	LK	5-9-2024	For Approval		
06	AZ	1-8-2024	For Approval		
05	LK	8-7-2024	For Approval		
04	LK	23-5-2024	For Approval		
03	LK	17-4-2024	For Approval		
Rev	By	Date	Description		
				Sheet	13 of 17
				Based on P&ID Rev.08	

GENERAL	1	Tag Number			No tag, 2pcs		
	2	Service			Gate valve		
	3	P&ID No.			N278-VD-6019-PR-PID-0002		
	4	Location			Cooling water sight glasses		
	5						
	6						
	7						
PROCESS CONDITIONS	8	Fluid	State		Water	Liquid	
	9	Pressure	Norm.	Max.	4,4 bar(g)		
	10	Temperature	Norm.	Max.		46 °C	
	11	Design	Press.	Temp.	7 bar(g)	75 °C	
	12	Ambient Temp.	Min.	Max.	0 °C	49 °C	
	13	Oper. Flow			1 Nm³/h		
	14						
BODY	15	Body Type			Gate valve type		
	16	Body Size			3/4"		
	17	Guiding	No. Of Ports		-	2	
	18	Conn. Type	End Conn. Rat.		RF	150#	
	19	Body Material			Carbon steel		
	20	Packing Material			PTFE		
	21	Bonnet Type			Screwed		
	22	Trim	Form			Solid wedge	
	23		Seat Mat.			A479 410/ST.6	
	24		Disc Mat.	Shaft Mat.		ASTM A182	ASTM A479 410
	25						
	26						
	27						
	28						
	29						
	30						
	31						
	32						
	33						
	34						
	35						
	36						
	37						
	38						
39							
40							
41							
42							
43							
OPTIONS	44				Fire safe design (acc. API 607)		
	45						
	46						
CERTIFICATES	47	3.1 Material certificate			Yes		
	48	Hydrotest certificate			Yes		
	49						
	50						
	51						
PURCHASE	52	Manufacturer			Alfa Valve		
	53	Model			BFE		
	54						
	55						
	56						
	57						

**NOTES :**

08	LK	16-9-2024	For Approval
07	LK	5-9-2024	For Approval
06	AZ	1-8-2024	For Approval
05	LK	8-7-2024	For Approval
04	LK	23-5-2024	For Approval
03	LK	17-4-2024	For Approval
Rev	By	Date	Description

**VALVE AND STRAINER DATASHEET**

Hand Gate Valve





شرکت توسعه صنایع لایان  
 Lavan Industry Development Company





GENERAL	1	Tag Number		320CV-8201	
	2	Service		Check Valve	
	3	P&ID No.		N278-VD-6019-PR-PID-0002	
	4	Location		Compressor Air Outlet	
	5	Line number		3/4"-IA-320-09-D42-N	
	6	Area classification		Safe area	
	7				
	8				
PROCESS CONDITIONS	9	Fluid	State	Air	Dry Gas
	10	Pressure	Norm. Max.	30 bar(g)	
	11	Temperature	Norm. Max.		60 °C
	12	Design	Press. Temp.	39 bar(g)	75 °C
	13	Ambient Temp.	Min. Max.	0 °C	49 °C
	14	Oper. Flow		35 Nm³/hr	
	15				
	16				
	17				
	18				
BODY	20	Type Of Body		Wafer type	
	21	Type Of valve		Plate type	
	21	Body Size		DN 20 ( Process line = 3/4" ANSI 300# RF)	
	22	Body Material		SS316	
	23	Cracking Pressure		0,2 bar	
	24	Inlet Connection	Outlet Conn.	RF	RF
	25	Inlet Rating	Outlet Rating	600#	600#
	26				
	27				
	28				
	29				
	30				
	31				
	32				
OPTIONS	41				
	42				
	43				
	44				
	45				
	46	3.1 Material certificate		Yes	
CERTIFICATES	47				
	48				
	49				
	50				
	51				
PURCHASE	52	Manufacturer		Hoerbiger	
	53	Model		RVB 19R	
	54				
	55				
	56				

**NOTES :**

08	LK	16-9-2024	For Approval	<b>VALVE AND STRAINER DATASHEET</b> Check Valve 	
07	LK	5-9-2024	For Approval		
06	AZ	1-8-2024	For Approval		
05	LK	8-7-2024	For Approval		
04	LK	23-5-2024	For Approval		
03	LK	17-4-2024	For Approval		
Rev	By	Date	Description	Sheet 15 of 17 Based on P&ID Rev.08	



GENERAL	1: Tag Number	320ST-8201		
	2: Service	Y-strainer		
	3: P&ID No.	N278-VD-6019-PR-PID-0002		
	4: Location	Compressor Air Inlet		
	5: Line number	1"IA-320-01-D42-N		
	6: Area classification	Safe area		
	7:			
	8:			
PROCESS CONDITIONS	9: Fluid	State	Air	Dry Gas
	10: Pressure	Norm.	Max.	9,5 bar(g)
	11: Temperature	Norm.	Max.	46 °C
	12: Design	Press.	Temp.	12,5 bar(g) 75 °C
	13: Ambient Temp.	Min.	Max.	0 °C 49 °C
	14: Oper. flow	35 Nm <sup>3</sup> /hr		
	15:			
	16:			
BODY	20: Type Of Body	Y-strainer		
	21: Connection	1" 300# RF		
	22: Body Material	SS 316		
	23: Mesh Material	SS 316		
	24: Mesh Size	0.57 mm		
	25:			
	26:			
	27:			
	28:			
	29:			
	30:			
	31:			
	32:			
	33:			
	34:			
	35:			
	36:			
	37:			
	38:			
	39:			
40:				
41:				
42:				
43:				
44:				
45:				
46:				
CERTIFICATES	47: 3.1 Material certificate	Yes		
	48:			
	49:			
	50:			
	51:			
	52:			
PURCHASE	53: Manufacturer	Barton Fritop		
	54: Model	A025		
	55:			
	56:			
	57:			

**NOTES :**

08	LK	16-9-2024	For Approval	<b>VALVE AND STRAINER DATASHEET</b> <b>Y-Strainer</b> 	 شركة توسعه صنایع لوات Lavan Industry Development Company
07	LK	5-9-2024	For Approval		
06	AZ	1-8-2024	For Approval		
05	LK	8-7-2024	For Approval		
04	LK	23-5-2024	For Approval		
03	LK	17-4-2024	For Approval		
Rev	By	Date	Description	Sheet 16 of 17	Based on P&ID Rev.08

GENERAL	1	Tag Number			320ST-8202	
	2	Service			Y-strainer	
	3	P&ID No.			N278-VD-6019-PR-PID-0002	
	4	Location			Cooling Water Inlet	
	5	Line number			3/4"-CWS-320-20-B24C-N	
	6	Area classification			Safe area	
	7					
	8					
PROCESS CONDITIONS	9	Fluid	State		Cooling Water	Liquid
	10	Pressure	Norm.	Max.	4,5 bar(g)	
	11	Temperature	Norm.	Max.	36 °C	
	12	Design	Press.	Temp.	7 bar(g)	75 °C
	13	Ambient Temp.	Min.	Max.	0 °C	49 °C
	14	Oper. Flow			1 Nm³/hr	
	15					
	16					
	17					
	18					
BODY	20	Type Of Body			Y-strainer	
	21	Connection			3/4" 150# RF	
	22	Body Material			ASTM A216 WCB	
	23	Mesh Material			SS 316	
	24	Mesh Size			0,57 mm	
	25					
	26					
	27					
	28					
	29					
	30					
	31					
	32					
	33					
	34					
	35					
	36					
	37					
38						
39						
40						
41						
42						
43						
44						
45						
46						
CERTIFICATES	47	3.1 Material certificate			Yes	
	48					
	49					
	50					
	51					
	52					
PURCHASE	53	Manufacturer			Barton Firtop	
	54	Model			A020	
	55					
	56					
	57					

**NOTES :**

08	LK	16-9-2024	For Approval	<b>VALVE AND STRAINER DATASHEET</b>  <b>Y-Strainer</b>  	 شركة توسعه صناعات لافات <b>Lavan</b> Industry Development Company
07	LK	5-9-2024	For Approval		
06	AZ	1-8-2024	For Approval		
05	LK	8-7-2024	For Approval		
04	LK	23-5-2024	For Approval		
03	LK	17-4-2024	For Approval		
Rev	By	Date	Description	Sheet 17 of 17 Based on P&ID Rev.08	