



LIDCO, Pars SEE Zone, Assaluyeh,
Integrated Methanol and Ammonia
Plant 3000 MTPD MeOH / 900 MTPD NH3 PROJECT



Hydrotest procedure

Document No. 17735-17

Page

Project No.	Vendor Doc.	P.O. No.	Department	Document Type	Serial No	Revision	
N278	VD	6019	GN	PRC	0018	03	Page 1 of 6

**Airpack B.V. - Air Compressor –
Integrated Methanol and Ammonia Plant
17735-COM Hydrotest procedure (K020)**

REV.	DATE	DESCRIPTION	DRAWN	CHECKED	APPROVED
03	11-12-2023	Issued for Approval	S.K.	K.P.	
02	06-11-2023	Issued for Approval	S.K.	K.P.	
01	14-09-2023	Issued for Approval	S.K.	J.J.	

INSPECTION	
1: APPROVED	<input type="checkbox"/>
2: APPROVED AND NOTED	<input checked="" type="checkbox"/>
3: NOT APPROVED	<input type="checkbox"/>
BY: M. REZAEI	DATE: 16 Dec 2023
Signature: <i>M. Rezaei</i>	

This document has been produced by Contractor for LIDCO. It is confidential and cannot be disclosed to or used by any third party for any purpose without prior written consent.

Hydrotest procedure

Document No. 17735-17




Page

Project No.	Vendor Doc.	P.O. No.	Department	Document Type	Serial No	Revision	Page
N278	VD	6019	GN	PRC	0018	03	Page 2 of 6

LIST OF REVISED PAGES

Rev. Page	01	02	03	04	05	Rev. Page	01	02	03	04	05	Rev. Page	01	02	03	04	05	Rev. Page	01	02	03	04	05
1	X	X	X			26						51						76					
2	X	X	X			27						52						77					
3	X	X	X			28						53						78					
4	X	X	X			29						54						79					
5	X	X	X			30						55						80					
6	X	X	X			31						56						81					
7						32						57						82					
8						33						58						83					
9						34						59						84					
10						35						60						85					
11						36						61						86					
12						37						62						87					
13						38						63						88					
14						39						64						89					
15						40						65						90					
16						41						66						91					
17						42						67						92					
18						43						68						ATTACHMENT					
19						44						69						1					
20						45						70						2					
21						46						71						3					
22						47						72						4					
23						48						73						5					
24						49						74						6					
25						50						75						7					

NARGAN COMPANY	
INSPECTION	
APPROVED	<input type="checkbox"/>
APPROVED AS NOTED	<input checked="" type="checkbox"/>
NOT APPROVED	<input type="checkbox"/>
BY: M. REZAEI DATE: 16 Dec 2023	
SIGN:	

	LIDCO, Pars SEE Zone, Assaluyeh, Integrated Methanol and Ammonia Plant 3000 MTPD MeOH / 900 MTPD NH3 PROJECT						
	HYDROTEST PROCEDURE						
Document No. 17735-17			Page				
Project No.	Vendor Doc.	P.O. No.	Department	Document Type	Serial No	Revision	
N278	VD	6019	GN	PRC	0018	03	3 of 6

Hydrostatic test

This procedure is applicable to all items subject to a hydrostatic test. Refer to project Inspection & Test Plan for the items subject to a hydrostatic test.

Following procedures will be maintained before and during testing:

- Before test, tested equipment will be inspected properly by the Airpack quality manager.
- Two calibrated pressure gauges will be installed on the highest and lowest position clearly readable.
- Test pressure will be between 50% and 75% of range of used pressure gauges (where possible)
- Used gauges are direct reading type and pressure should be stable during testing.
- Duration of test will be 1 hour as required per authorities code (ASME B31.3 for piping and ASME VIII latest edition for vessels)
- Prior to carrying out the hydrostatic test, weld of reinforcing pad will be leak tested (max 1 bar(g)) by air via tell tail hole and inspected with soap and water (if applicable).
- All oil, grease, dirt and foreign material will be removed.
- Start and end pressure will be recorded by hand during hydro test.



Below Items are tested separately, no complete hydrostatic test of package is done.




Cooling water piping (carbon steel)

This test is executed by sup-supplier or Airpack. For hydrostatic tests a suitable positive displacement pump is available to supply a maximum pressure. Water will be of non-chloride type (max. 50 ppm - Cl₂), temperature approximately 20°C. Tests are non-witnessed by client as per ITP.

Hydrostatic test pressure: 1.5x design pressure for the following items (as per P&ID drawing 17735-03)

- Piping cooling water inlet / inter- aftercooler : 10,5 bar(g)
- Piping inter- aftercooler / cooling water outlet : 10,5 bar(g)

 NARGAN COMPANY	
INSPECTION	
1- APPROVED	<input type="checkbox"/>
2- APPROVED AS NOTED	<input checked="" type="checkbox"/>
3- NOT APPROVED	<input type="checkbox"/>
BY: M.REZAEI DATE: 16 Dec 2023	
SIGN: 	

	LIDCO, Pars SEE Zone, Assaluyeh, Integrated Methanol and Ammonia Plant 3000 MTPD MeOH / 900 MTPD NH3 PROJECT							
	HYDROTEST PROCEDURE							
	Document No. 17735-17							Page 4 of 6
	Project No.	Vendor Doc.	P.O. No.	Department	Document Type	Serial No	Revision	
	N278	VD	6019	GN	PRC	0018	03	

Main Process Air Piping (SS316)

This test is executed by sup-supplier or Airpack. For hydrostatic tests a suitable positive displacement pump is available to supply a maximum pressure. Water will be of non-chloride type (max. 50 ppm - Cl₂), temperature approximately 20°C. Tests are non-witnessed by client as per ITP.

Hydrostatic test pressure: 1.5x design pressure for the following items (as per P&ID drawing 17735-03)

- Piping 1st stage suction / inlet : 18,75 bar(g)
- Piping 1st stage discharge / 2nd stage suction : 45,75 bar(g)
- Piping 2nd stage discharge : 58,5 bar(g)

of Pulsation damper

Please check Nargan comments on pulsation damper second suction on Doc. No. N-278-VD-6019-PR-PID-0002-01 (17735-03).

Inter- Aftercooler

This test is executed by sup-supplier or Airpack. For hydrostatic tests a suitable positive displacement pump is available to supply a maximum pressure. Water will be of non-chloride type (max. 50 ppm - Cl₂), temperature approximately 20°C. Tests are non-witnessed by client as per ITP.

Hydrostatic test pressure: 1.3x design pressure for the following items (as per P&ID drawing 17735-03)

- Intercooler E-001 shell (CS) : 45,75 bar(g)
- Intercooler E-001 Tubes (SS316) : 10,5 bar(g)
- Intercooler E-002 shell (CS) : 58,5 bar(g)
- Intercooler E-002 Tubes (SS316) : 10,5 bar(g)



Pulsation Dampeners (carbon steel)




This test is executed by sup-supplier or Airpack. For hydrostatic tests a suitable positive displacement pump is available to supply a maximum pressure. Water will be of non-chloride type (max. 50 ppm - Cl₂), temperature approximately 20°C. Tests are non-witnessed by client as per ITP.

Hydrostatic test pressure: 1.5x design pressure for the following items (as per P&ID drawing 17735-03)

- Pulsation dampener V-001 : 18,75 bar(g)
- Pulsation dampener V-002 : 45,75 bar(g)
- Pulsation dampener V-003 : 45,75 bar(g)
- Pulsation dampener V-004 : 58,5 bar(g)

1-there exist comments regarding design pressure (e.g. design pressure of cooling water side in coolers are not specified in P&ID and case of tube rupture shall be clarified.)
 2-Hydrotest pressure is 1.3 of MAWP. (please recheck the values).
 3-MAWP of inter-coolers and suppressors will be specified in related drawings and this doc will be reviewed/approved after finalizing MAWP in those docs.

	
INSPECTION	
1- APPROVED	<input type="checkbox"/>
2- APPROVED AS NOTED	<input checked="" type="checkbox"/>
3- NOT APPROVED	<input type="checkbox"/>
BY: M. REZAIEI DATE: 16 Dec 2023	
SIGN: 	

 <p>شرکت توسعه صنایع لوان Lavan Industry Development Company</p>	<p>LIDCO, Pars SEE Zone, Assaluyeh, Integrated Methanol and Ammonia Plant 3000 MTPD MeOH / 900 MTPD NH3 PROJECT</p>						
	<p>HYDROTEST PROCEDURE</p>						
<p>Document No. 17735-17</p>			<p>Page</p>				
<p>Project No.</p>	<p>Vendor Doc.</p>	<p>P.O. No.</p>	<p>Department</p>	<p>Document Type</p>	<p>Serial No</p>	<p>Revision</p>	<p>Page</p>
<p>N278</p>	<p>VD</p>	<p>6019</p>	<p>GN</p>	<p>PRC</p>	<p>0018</p>	<p>03</p>	<p>5 of 6</p>

Compressor pressure parts


This test is executed by sup-supplier or Airpack. For hydrostatic tests a suitable positive displacement pump is available to supply a maximum pressure. Water will be of non-chloride type (max. 50 ppm - Cl₂), temperature approximately 20°C. Tests are non-witnessed by client as per ITP.




Hydrostatic test pressure will be 1.5x design pressure. (45,75 bar(g) / 58,5 bar(g)) and as per approved datasheet.

After test,

- o Equipment must be free from any unexpected condition
- o Equipment will be dried and cleaned appropriately. Stainless steel will be cleaned by pressurized air.
- o Witnessed test report shall be issued by QA department.

Hydrostatic test will be done after completion of all welding and before any painting activities

 <p>NARGAN COMPANY</p>	
<p>INSPECTION</p>	
1- APPROVED	<input type="checkbox"/>
2- APPROVED AS NOTED	<input checked="" type="checkbox"/>
3- NOT APPROVED	<input type="checkbox"/>
<p>BY: M.REZAEI DATE: 16 Dec 2023</p>	
<p>SIGN: </p>	

	LIDCO, Pars SEE Zone, Assaluyeh, Integrated Methanol and Ammonia Plant 3000 MTPD MeOH / 900 MTPD NH3 PROJECT							
	HYDROTEST PROCEDURE							
	Document No. 17735-17							Page
	Project No.	Vendor Doc.	P.O. No.	Department	Document Type	Serial No	Revision	
	N278	VD	6019	GN	PRC	0018	03	6 of 6

AIRPACK NEDERLAND B.V.
GROENEWEEGJE 25
4301 RN ZIERIKZEE
THE NETHERLANDS

HYDROSTATIC TEST CERTIFICATE

Customer :
Purchase Order number :
Equipment :
Airpack reference :
Serial number :
Date :

We certify that the here under mentioned test data is true and correct.
The test procedure is in accordance with ASME B31.3 & Hydrostatic Test Procedure doc number : 17735-17

Subject name :
Subject number :
Drawing no. :
Test no. : 01 of 0X

HYDROSTATIC TEST:

Fluid: :
Test date :
Constant during : 1 hour.
Test pressure :


RECORDED PRESSURES

Start pressure :
End pressure :
Test pressure gauge number :
Remarks (If any) :

In presence of :

Airpack Approval:

Customer Approval:

	
INSPECTION	
1- APPROVED	<input type="checkbox"/>
2- APPROVED AS NOTED	<input checked="" type="checkbox"/>
3- NOT APPROVED	<input type="checkbox"/>
BY: M.REZAEI DATE: 16 Dec 2023	
SIGN: 