

Loop diagrams



Document No. 17735-30

Project No.	Vendor Doc.	P.O. No.	Department	Document Type	Serial No	Revision	Page
N278	VD	6019	EL	DIA	0031	04	Page 1 of 22

**Airpack B.V. - Air Compressor –
Integrated Methanol and Ammonia Plant
17735-COM Loop diagrams (K020)**

code-2
M. Vakili

04	30-03-2024	Issued for Approval	R.T.	S.K.	J.J.
03	14-02-2024	Issued for Approval	R.T.	S.K.	J.J.
02	21-12-2023	Issued for Approval	R.T.	S.K.	J.J.
01	07-12-2023	Issued for Approval	R.T.	S.K.	J.J.
REV.	DATE	DESCRIPTION	DRAWN	CHECKED	APPROVED

Loop diagrams

Document No. 17735-30

Project No.	Vendor Doc.	P.O. No.	Department	Document Type	Serial No	Revision	Page
N278	VD	6019	EL	DIA	0031	04	Page 2 of 22

LIST OF REVISED PAGES

Rev. Page	01	02	03	04	05	Rev. Page	01	02	03	04	05	Rev. Page	01	02	03	04	05	Rev. Page	01	02	03	04	05
1	X	X	X	X		26						51						76					
2	X	X	X	X		27						52						77					
3	X	X	X	X		28						53						78					
4	X	X	X	X		29						54						79					
5	X	X	X	X		30						55						80					
6	X	X	X	X		31						56						81					
7	X	X	X	X		32						57						82					
8	X	X	X	X		33						58						83					
9	X	X	X	X		34						59						84					
10	X	X	X	X		35						60						85					
11	X	X	X	X		36						61						86					
12	X	X	X	X		37						62						87					
13	X	X	X	X		38						63						88					
14	X	X	X	X		39						64						89					
15	X	X	X	X		40						65						90					
16	X	X	X	X		41						66						91					
17	X	X	X	X		42						67						92					
18	X	X	X	X		43						68						ATTACHMENT					
19	X	X	X	X		44						69						1					
20	X	X	X	X		45						70						2					
21	X	X	X	X		46						71						3					
22	X	X	X	X		47						72						4					
23						48						73						5					
24						49						74						6					
25						50						75						7					



Airpack B.V.

4301 RN Zierikzee
The Netherlands

PHONE: (31) (0) 111 - 415455

FAX: (31) (0) 111 - 413338

E-MAIL : AIRPACK@AIRPACK.NL

WEBPAGE : WWW.AIRPACK.NL

Client	:	LAVAN INDUSTRY DEVELOPMENT COMPANY (LIDCO)	
Equipment location	:	IRAN, ONSHORE	
Client reference	:	INTEGRATED METHANOL AND AMMONIA PLANT	
Client dwg. no.	:	N-278-VD-6019-EL-DIA-0031	
Airpack reference	:	17735-30 Loop Diagrams	
Airpack dwg. no.	:	17735-30	
Generation date	:	2023-12-07	
E & I manager	:	RBE	Revision no. : 04
Last modifications	:	2024-03-19	
Last modifications by	:	RTR	



CLIENT DWG NO.	N-278-VD-6019-EL-DIA-0031
EQUIPMENT NO.	320-K-020
EQUIPMENT LOCATION	IRAN, ONSHORE
THIS DRAWING IS OWNED BY AIRPACK, AND SHALL NOT BE PRINTED OR COPIED IN ANY OTHER WAY THAN WITH AIRPACKS PERMISSION!	

SUBJECT Title page / cover sheet	
ADAPTED TO P&ID REVISION	07
CLIENT	LAVAN INDUSTRY DEVELOPMENT COMPANY (LIDCO)
CLIENT REF.	INTEGRATED METHANOL AND AMMONIA PLANT
AIRPACK REF.	17735-30 Loop Diagrams

DRAWN BY	RTR	=
CHECKED BY	RBE	+
LAST MODIFICATION DATE	2024-03-19	CURRENT PAGE
AIRPACK DWG NO.	17735-30	
REVISION	04	
TOTAL PAGE AMOUNT	1	

COMMENTS ON ELECTRICAL DRAWINGS

LPS AND JB MOUNTED ON SKID
 MATERIAL: SHEET STEEL
 INGRESS. PROTECTION: IP-65
 AREA CLASSIFICATION: SAFE

GLANDS: SS316 GLANDS WITH SHROUDS, IP-66
 CABLE TRAYS: HOT-DIP GALVANIZED

AMBIENT TEMPERATURE: 0 / 49 °C

ALL "IE" CONNECTIONS WILL BE CONNECTED ON A "IE"-BAR

SIGNAL PAIRS
 CURRENT LOOPS

VOLT [FREE] CONTACTS

POSITIVE: BLACK
 NEGATIVE: WHITE

POSITIVE: BLACK
 NEGATIVE: BLACK

REFERENCE DOCUMENTS:

- 17735-03 - N-278-VD-6019-PR-PID-0002 - P&ID
- 17735-06 - N-278-VD-6019-IN-LIS-0006 - I/O List
- 17735-07 - N-278-VD-6019-IN-DWG-0007 - Outline Dimensional Drawings for LCP Panel and Junction Box
- 17735-21 - N-278-VD-6019-GN-PRO-0022 - Control Philosophy








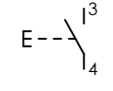


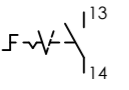
CLIENT DWG NO.	N-278-VD-6019-EL-DIA-0031
EQUIPMENT NO.	320-K-020
EQUIPMENT LOCATION	IRAN, ONSHORE

SUBJECT Project description	
ADAPTED TO P&ID REVISION	07
CLIENT	LAVAN INDUSTRY DEVELOPMENT COMPANY (LIDCO)
CLIENT REF.	INTEGRATED METHANOL AND AMMONIA PLANT
AIRPACK REF.	17735-30 Loop Diagrams

DRAWN BY	RTR	=
CHECKED BY	RBE	+
LAST MODIFICATION DATE	2024-03-19	CURRENT PAGE
AIRPACK DWG NO.	17735-30	
REVISION	04	
TOTAL PAGE AMOUNT	2	

THIS DRAWING IS OWNED BY AIRPACK, AND SHALL NOT BE PRINTED OR COPIED IN ANY OTHER WAY THAN WITH AIRPACKS PERMISSION!

SYMBOL LEGEND

SYMBOL	DESCRIPTION	SYMBOL	DESCRIPTION
	CABLE SHIELD		
	EMERGENCY STOP		
	INDICATION LAMP		
	INSTRUMENT EARTH CONNECTION POINT		
	N/C PUSHBUTTON		
	N/O PUSHBUTTON		
	TERMINAL CONNECTION POINT		
	TRANSMITTER CONNECTION POINT		
	TWO-POSITION SELECTOR SWITCH		

300LP-820

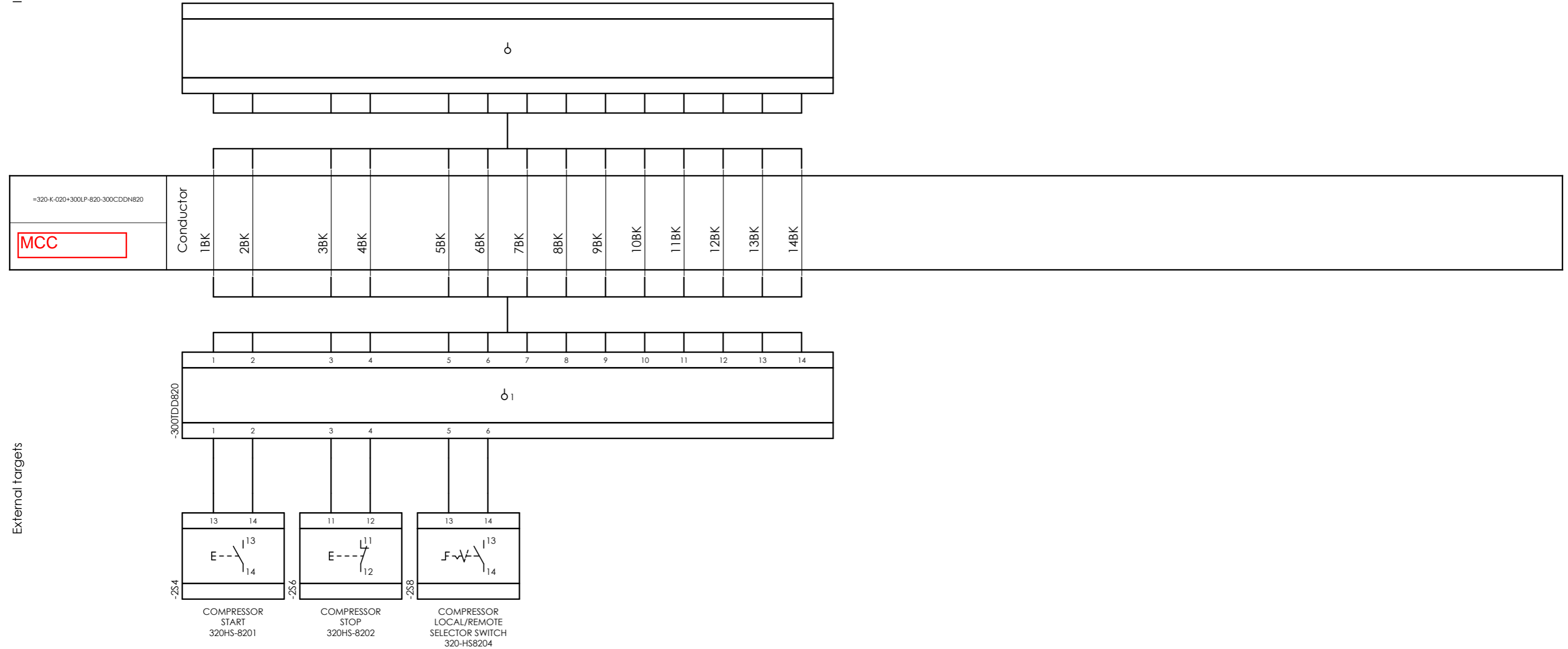
LOCAL PUSHBUTTON STATION



THIS DRAWING IS OWNED BY AIRPACK, AND SHALL NOT BE PRINTED OR COPIED IN ANY OTHER WAY THAN WITH AIRPACKS PERMISSION!	CLIENT DWG NO.	N-278-VD-6019-EL-DIA-0031	SUBJECT		DRAWN BY	RTR	= 320-K-020
	EQUIPMENT NO.	320-K-020	PANEL DESCRIPTION		CHECKED BY	RBE	+ 300LP-820
	EQUIPMENT LOCATION	IRAN, ONSHORE	ADAPTED TO P&ID REVISION	07	LAST MODIFICATION DATE	2024-03-19	CURRENT PAGE
	CLIENT	LAVAN INDUSTRY DEVELOPMENT COMPANY (LIDCO)	CLIENT REF.	INTEGRATED METHANOL AND AMMONIA PLANT	AIRPACK DWG NO.	17735-30	
	AIRPACK REF.	17735-30 Loop Diagrams	REVISION	04	TOTAL PAGE AMOUNT	4	

Loop Diagrams

Internal targets



External targets

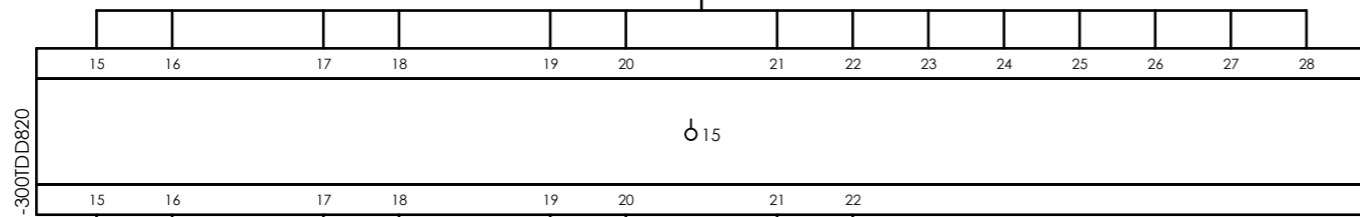
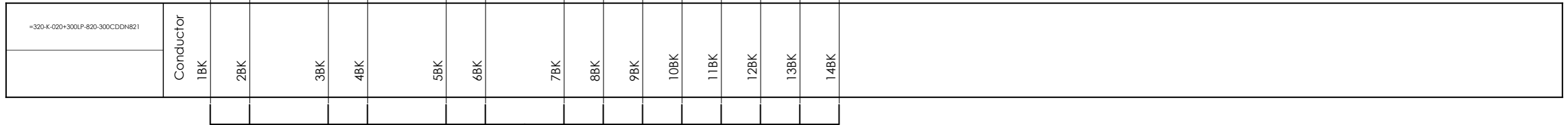
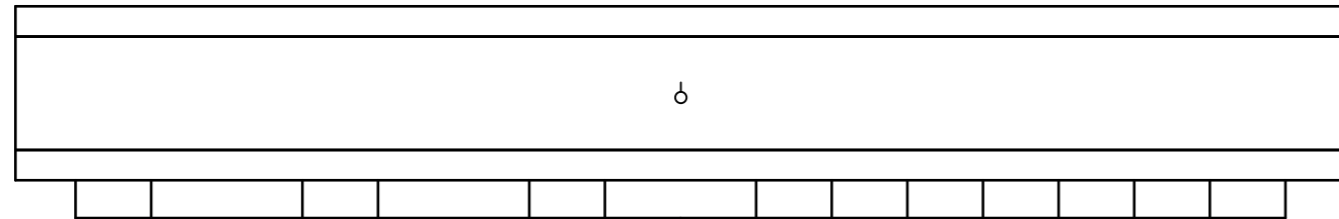


CLIENT DWG NO.	N-278-VD-6019-EL-DIA-0031
EQUIPMENT NO.	320-K-020
EQUIPMENT LOCATION	IRAN, ONSHORE
THIS DRAWING IS OWNED BY AIRPACK, AND SHALL NOT BE PRINTED OR COPIED IN ANY OTHER WAY THAN WITH AIRPACKS PERMISSION!	

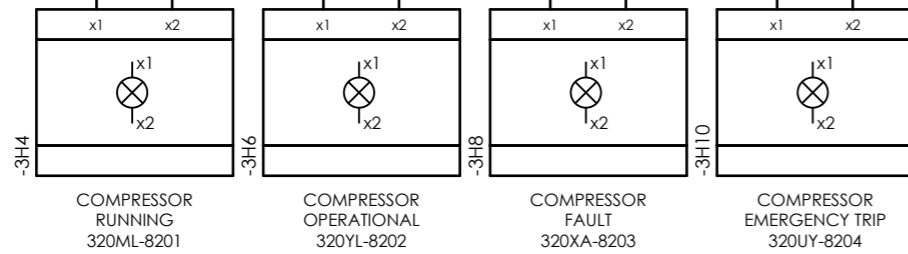
SUBJECT		DRAWN BY		RTR		= 320-K-020	
Cable-connection diagram =320-K-020+300LP-820-300CDDN820		CHECKED BY		RBE		+ 300LP-820	
ADAPTED TO P&ID REVISION	07	LAST MODIFICATION DATE		2024-03-19		CURRENT PAGE	
CLIENT	LAVAN INDUSTRY DEVELOPMENT COMPANY (LIDCO)	AIRPACK DWG NO.		17735-30			
CLIENT REF.	INTEGRATED METHANOL AND AMMONIA PLANT	REVISION		04			
AIRPACK REF.	17735-30 Loop Diagrams	TOTAL PAGE AMOUNT		5			

Loop Diagrams

Internal targets



External targets



CLIENT DWG NO.	N-278-VD-6019-EL-DIA-0031
EQUIPMENT NO.	320-K-020
EQUIPMENT LOCATION	IRAN, ONSHORE
THIS DRAWING IS OWNED BY AIRPACK, AND SHALL NOT BE PRINTED OR COPIED IN ANY OTHER WAY THAN WITH AIRPACKS PERMISSION!	


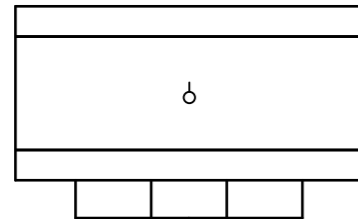
SUBJECT	
Cable-connection diagram =320-K-020+300LP-820-300CDDN821	
ADAPTED TO P&ID REVISION	07
CLIENT	LAVAN INDUSTRY DEVELOPMENT COMPANY (LIDCO)
CLIENT REF.	INTEGRATED METHANOL AND AMMONIA PLANT
AIRPACK REF.	17735-30 Loop Diagrams

DRAWN BY	RTR
CHECKED BY	RBE
LAST MODIFICATION DATE	2024-03-19
AIRPACK DWG NO.	17735-30
REVISION	04
TOTAL PAGE AMOUNT	6

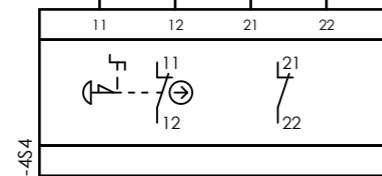
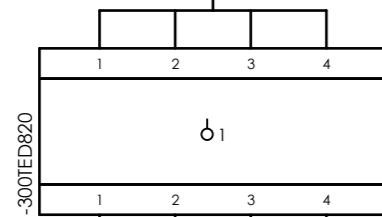
= 320-K-020
+ 300LP-820
CURRENT PAGE

Loop Diagrams

Internal targets



External targets



EMERGENCY
STOP
320-HS-8203



CLIENT DWG NO.	N-278-VD-6019-EL-DIA-0031
EQUIPMENT NO.	320-K-020
EQUIPMENT LOCATION	IRAN, ONSHORE
THIS DRAWING IS OWNED BY AIRPACK, AND SHALL NOT BE PRINTED OR COPIED IN ANY OTHER WAY THAN WITH AIRPACKS PERMISSION!	

SUBJECT		DRAWN BY		RTR		= 320-K-020	
Cable-connection diagram =320-K-020+300LP-820-300CED820		CHECKED BY		RBE		+ 300LP-820	
ADAPTED TO P&ID REVISION	07	LAST MODIFICATION DATE		2024-03-19		CURRENT PAGE	
CLIENT	LAVAN INDUSTRY DEVELOPMENT COMPANY (LIDCO)	AIRPACK DWG NO.		17735-30			
CLIENT REF.	INTEGRATED METHANOL AND AMMONIA PLANT	REVISION		04			
AIRPACK REF.	17735-30 Loop Diagrams	TOTAL PAGE AMOUNT		7			

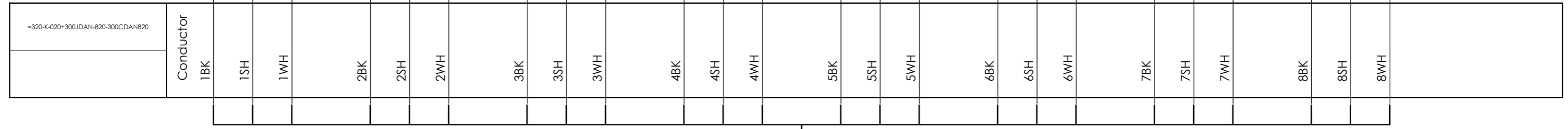
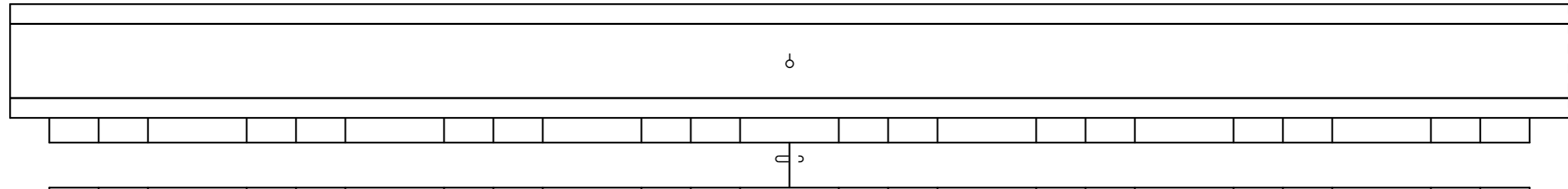
300JDAN-820 JUNCTION BOX



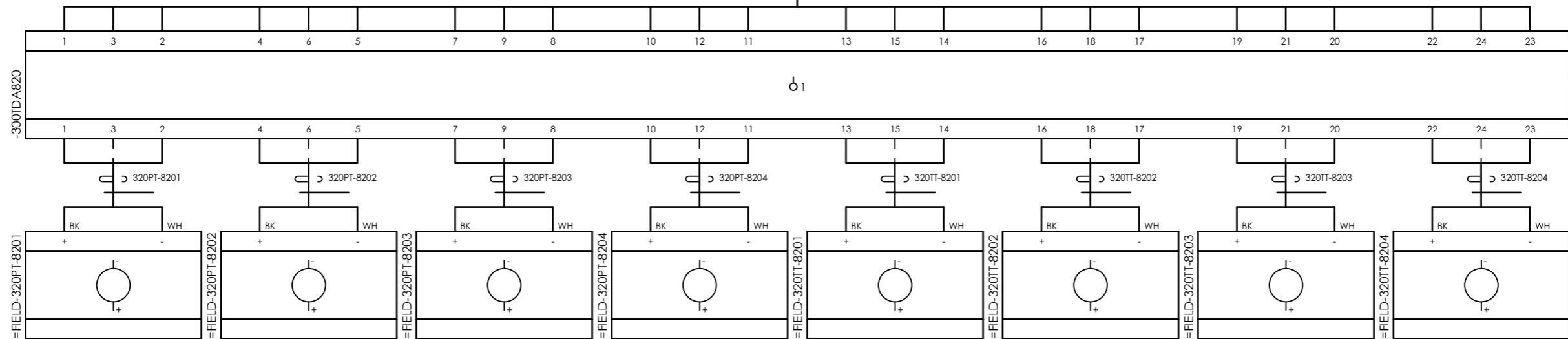
CLIENT DWG NO.	N-278-VD-6019-EL-DIA-0031	SUBJECT		DRAWN BY	RTR	= 320-K-020
EQUIPMENT NO.	320-K-020	PANEL DESCRIPTION		CHECKED BY	RBE	+ 300JDAN820
EQUIPMENT LOCATION	IRAN, ONSHORE	ADAPTED TO P&ID REVISION	07	LAST MODIFICATION DATE	2024-03-19	CURRENT PAGE
THIS DRAWING IS OWNED BY AIRPACK, AND SHALL NOT BE PRINTED OR COPIED IN ANY OTHER WAY THAN WITH AIRPACKS PERMISSION!		CLIENT	LAVAN INDUSTRY DEVELOPMENT COMPANY (LIDCO)	AIRPACK DWG NO.	17735-30	
		CLIENT REF.	INTEGRATED METHANOL AND AMMONIA PLANT	REVISION	04	
		AIRPACK REF.	17735-30 Loop Diagrams	TOTAL PAGE AMOUNT	8	

Loop Diagrams

Internal targets



External targets

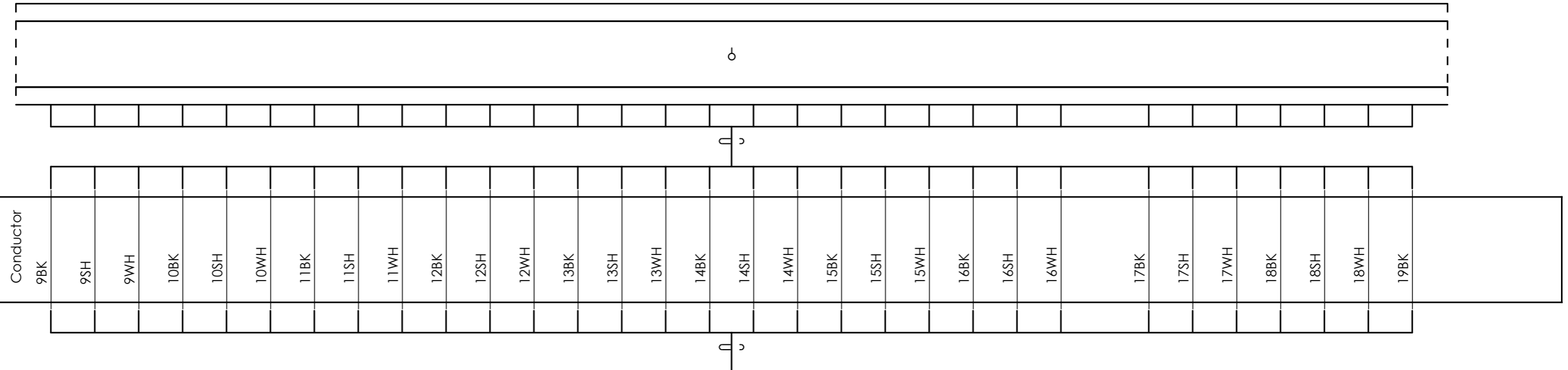


CLIENT DWG NO.	N-278-VD-6019-EL-DIA-0031
EQUIPMENT NO.	320-K-020
EQUIPMENT LOCATION	IRAN, ONSHORE
THIS DRAWING IS OWNED BY AIRPACK, AND SHALL NOT BE PRINTED OR COPIED IN ANY OTHER WAY THAN WITH AIRPACKS PERMISSION!	


SUBJECT		DRAWN BY		RTR		= 320-K-020	
Cable-connection diagram =320-K-020+300JDAN-820-300CDAN820		CHECKED BY		RBE		+ 300JDAN820	
ADAPTED TO P&ID REVISION	07	LAST MODIFICATION DATE		2024-03-19		CURRENT PAGE	
CLIENT	LAVAN INDUSTRY DEVELOPMENT COMPANY (LIDCO)	AIRPACK DWG NO.		17735-30			
CLIENT REF.	INTEGRATED METHANOL AND AMMONIA PLANT	REVISION		04			
AIRPACK REF.	17735-30 Loop Diagrams	TOTAL PAGE AMOUNT		9			

Loop Diagrams

Internal targets



External targets



CLIENT DWG NO.	N-278-VD-6019-EL-DIA-0031
EQUIPMENT NO.	320-K-020
EQUIPMENT LOCATION	IRAN, ONSHORE
THIS DRAWING IS OWNED BY AIRPACK, AND SHALL NOT BE PRINTED OR COPIED IN ANY OTHER WAY THAN WITH AIRPACKS PERMISSION!	

SUBJECT		Cable-connection diagram =320-K-020+300JDAN-820-300CDAN820	
ADAPTED TO P&ID REVISION	07		
CLIENT	LAVAN INDUSTRY DEVELOPMENT COMPANY (LIDCO)		
CLIENT REF.	INTEGRATED METHANOL AND AMMONIA PLANT		
AIRPACK REF.	17735-30 Loop Diagrams		

DRAWN BY	RTR	= 320-K-020
CHECKED BY	RBE	+ 300JDAN820
LAST MODIFICATION DATE	2024-03-19	CURRENT PAGE
AIRPACK DWG NO.	17735-30	
REVISION	04	
TOTAL PAGE AMOUNT	10	

Loop Diagrams

Internal targets




External targets



CLIENT DWG NO.	N-278-VD-6019-EL-DIA-0031
EQUIPMENT NO.	320-K-020
EQUIPMENT LOCATION	IRAN, ONSHORE
THIS DRAWING IS OWNED BY AIRPACK, AND SHALL NOT BE PRINTED OR COPIED IN ANY OTHER WAY THAN WITH AIRPACKS PERMISSION!	

SUBJECT		DRAWN BY		RTR	
Cable-connection diagram =320-K-020+300JDAN-820-300CDAN820		= 320-K-020		+ 300JDAN820	
ADAPTED TO P&ID REVISION	07	CHECKED BY	RBE	CURRENT PAGE	
CLIENT	LAVAN INDUSTRY DEVELOPMENT COMPANY (LIDCO)	LAST MODIFICATION DATE	2024-03-19	AIRPACK DWG NO.	
CLIENT REF.	INTEGRATED METHANOL AND AMMONIA PLANT	REVISION	04	TOTAL PAGE AMOUNT	
AIRPACK REF.	17735-30 Loop Diagrams	TOTAL PAGE AMOUNT	11		

Loop Diagrams



CLIENT DWG NO.	N-278-VD-6019-EL-DIA-0031
EQUIPMENT NO.	320-K-020
EQUIPMENT LOCATION	IRAN, ONSHORE
THIS DRAWING IS OWNED BY AIRPACK, AND SHALL NOT BE PRINTED OR COPIED IN ANY OTHER WAY THAN WITH AIRPACKS PERMISSION!	

SUBJECT		DRAWN BY		RTR		= 320-K-020	
Cable-connection diagram =320-K-020+300JDAN-820-320PT-8201		CHECKED BY		RBE		+ 300JDAN820	
ADAPTED TO P&ID REVISION	07	LAST MODIFICATION DATE		2024-03-19		CURRENT PAGE	
CLIENT	LAVAN INDUSTRY DEVELOPMENT COMPANY (LIDCO)	AIRPACK DWG NO.		17735-30			
CLIENT REF.	INTEGRATED METHANOL AND AMMONIA PLANT	REVISION		04			
AIRPACK REF.	17735-30 Loop Diagrams	TOTAL PAGE AMOUNT		12			

Loop Diagrams



CLIENT DWG NO.	N-278-VD-6019-EL-DIA-0031
EQUIPMENT NO.	320-K-020
EQUIPMENT LOCATION	IRAN, ONSHORE
THIS DRAWING IS OWNED BY AIRPACK, AND SHALL NOT BE PRINTED OR COPIED IN ANY OTHER WAY THAN WITH AIRPACKS PERMISSION!	

SUBJECT Cable-connection diagram =320-K-020+300JDAN-820-320PT-8202	
ADAPTED TO P&ID REVISION	07
CLIENT	LAVAN INDUSTRY DEVELOPMENT COMPANY (LIDCO)
CLIENT REF.	INTEGRATED METHANOL AND AMMONIA PLANT
AIRPACK REF.	17735-30 Loop Diagrams

DRAWN BY	RTR	= 320-K-020
CHECKED BY	RBE	+ 300JDAN820
LAST MODIFICATION DATE	2024-03-19	CURRENT PAGE
AIRPACK DWG NO.	17735-30	
REVISION	04	
TOTAL PAGE AMOUNT	13	


Loop Diagrams



CLIENT DWG NO.	N-278-VD-6019-EL-DIA-0031
EQUIPMENT NO.	320-K-020
EQUIPMENT LOCATION	IRAN, ONSHORE
THIS DRAWING IS OWNED BY AIRPACK, AND SHALL NOT BE PRINTED OR COPIED IN ANY OTHER WAY THAN WITH AIRPACKS PERMISSION!	

SUBJECT		DRAWN BY		RTR	
Cable-connection diagram =320-K-020+300JDAN-820-320PT-8203		= 320-K-020		+ 300JDAN820	
ADAPTED TO P&ID REVISION	07	CHECKED BY	RBE	LAST MODIFICATION DATE	2024-03-19
CLIENT	LAVAN INDUSTRY DEVELOPMENT COMPANY (LIDCO)	AIRPACK DWG NO.	17735-30	REVISION	04
CLIENT REF.	INTEGRATED METHANOL AND AMMONIA PLANT	TOTAL PAGE AMOUNT	14	CURRENT PAGE	
AIRPACK REF.	17735-30 Loop Diagrams				

Loop Diagrams



CLIENT DWG NO.	N-278-VD-6019-EL-DIA-0031
EQUIPMENT NO.	320-K-020
EQUIPMENT LOCATION	IRAN, ONSHORE
THIS DRAWING IS OWNED BY AIRPACK, AND SHALL NOT BE PRINTED OR COPIED IN ANY OTHER WAY THAN WITH AIRPACKS PERMISSION!	

SUBJECT Cable-connection diagram =320-K-020+300JDAN-820-320PT-8204	
ADAPTED TO P&ID REVISION	07
CLIENT	LAVAN INDUSTRY DEVELOPMENT COMPANY (LIDCO)
CLIENT REF.	INTEGRATED METHANOL AND AMMONIA PLANT
AIRPACK REF.	17735-30 Loop Diagrams

DRAWN BY	RTR	= 320-K-020
CHECKED BY	RBE	+ 300JDAN820
LAST MODIFICATION DATE	2024-03-19	CURRENT PAGE
AIRPACK DWG NO.	17735-30	
REVISION	04	
TOTAL PAGE AMOUNT	15	

Loop Diagrams




CLIENT DWG NO.	N-278-VD-6019-EL-DIA-0031
EQUIPMENT NO.	320-K-020
EQUIPMENT LOCATION	IRAN, ONSHORE
THIS DRAWING IS OWNED BY AIRPACK, AND SHALL NOT BE PRINTED OR COPIED IN ANY OTHER WAY THAN WITH AIRPACKS PERMISSION!	

SUBJECT Cable-connection diagram =320-K-020+300JDAN-820-320TT-8201	
ADAPTED TO P&ID REVISION	07
CLIENT	LAVAN INDUSTRY DEVELOPMENT COMPANY (LIDCO)
CLIENT REF.	INTEGRATED METHANOL AND AMMONIA PLANT
AIRPACK REF.	17735-30 Loop Diagrams

DRAWN BY	RTR	= 320-K-020
CHECKED BY	RBE	+ 300JDAN820
LAST MODIFICATION DATE	2024-03-19	CURRENT PAGE
AIRPACK DWG NO.	17735-30	
REVISION	04	
TOTAL PAGE AMOUNT	16	


Loop Diagrams



CLIENT DWG NO.	N-278-VD-6019-EL-DIA-0031
EQUIPMENT NO.	320-K-020
EQUIPMENT LOCATION	IRAN, ONSHORE
THIS DRAWING IS OWNED BY AIRPACK, AND SHALL NOT BE PRINTED OR COPIED IN ANY OTHER WAY THAN WITH AIRPACKS PERMISSION!	

SUBJECT		DRAWN BY		RTR	
Cable-connection diagram =320-K-020+300JDAN-820-320TT-8202		= 320-K-020		+ 300JDAN820	
ADAPTED TO P&ID REVISION	07	CHECKED BY	RBE	LAST MODIFICATION DATE	2024-03-19
CLIENT	LAVAN INDUSTRY DEVELOPMENT COMPANY (LIDCO)	AIRPACK DWG NO.	17735-30	REVISION	04
CLIENT REF.	INTEGRATED METHANOL AND AMMONIA PLANT	TOTAL PAGE AMOUNT	17	CURRENT PAGE	
AIRPACK REF.	17735-30 Loop Diagrams				


Loop Diagrams



CLIENT DWG NO.	N-278-VD-6019-EL-DIA-0031
EQUIPMENT NO.	320-K-020
EQUIPMENT LOCATION	IRAN, ONSHORE
THIS DRAWING IS OWNED BY AIRPACK, AND SHALL NOT BE PRINTED OR COPIED IN ANY OTHER WAY THAN WITH AIRPACKS PERMISSION!	

SUBJECT		DRAWN BY		RTR		= 320-K-020	
Cable-connection diagram =320-K-020+300JDAN-820-320TT-8203		CHECKED BY		RBE		+ 300JDAN820	
ADAPTED TO P&ID REVISION	07	LAST MODIFICATION DATE		2024-03-19		CURRENT PAGE	
CLIENT	LAVAN INDUSTRY DEVELOPMENT COMPANY (LIDCO)	AIRPACK DWG NO.		17735-30			
CLIENT REF.	INTEGRATED METHANOL AND AMMONIA PLANT	REVISION		04			
AIRPACK REF.	17735-30 Loop Diagrams	TOTAL PAGE AMOUNT		18			

Loop Diagrams



CLIENT DWG NO.	N-278-VD-6019-EL-DIA-0031
EQUIPMENT NO.	320-K-020
EQUIPMENT LOCATION	IRAN, ONSHORE
THIS DRAWING IS OWNED BY AIRPACK, AND SHALL NOT BE PRINTED OR COPIED IN ANY OTHER WAY THAN WITH AIRPACKS PERMISSION!	

SUBJECT Cable-connection diagram =320-K-020+300JDAN-820-320TT-8204	
ADAPTED TO P&ID REVISION	07
CLIENT	LAVAN INDUSTRY DEVELOPMENT COMPANY (LIDCO)
CLIENT REF.	INTEGRATED METHANOL AND AMMONIA PLANT
AIRPACK REF.	17735-30 Loop Diagrams

DRAWN BY	RTR	= 320-K-020
CHECKED BY	RBE	+ 300JDAN820
LAST MODIFICATION DATE	2024-03-19	CURRENT PAGE
AIRPACK DWG NO.	17735-30	
REVISION	04	
TOTAL PAGE AMOUNT	19	

Loop Diagrams



CLIENT DWG NO.	N-278-VD-6019-EL-DIA-0031
EQUIPMENT NO.	320-K-020
EQUIPMENT LOCATION	IRAN, ONSHORE
THIS DRAWING IS OWNED BY AIRPACK, AND SHALL NOT BE PRINTED OR COPIED IN ANY OTHER WAY THAN WITH AIRPACKS PERMISSION!	

SUBJECT		DRAWN BY		RTR		= 320-K-020	
Cable-connection diagram =320-K-020+300JDAN-820-320TT-8205		CHECKED BY		RBE		+ 300JDAN820	
ADAPTED TO P&ID REVISION	07	LAST MODIFICATION DATE		2024-03-19		CURRENT PAGE	
CLIENT	LAVAN INDUSTRY DEVELOPMENT COMPANY (LIDCO)	AIRPACK DWG NO.		17735-30			
CLIENT REF.	INTEGRATED METHANOL AND AMMONIA PLANT	REVISION		04			
AIRPACK REF.	17735-30 Loop Diagrams	TOTAL PAGE AMOUNT		20			

Loop Diagrams



CLIENT DWG NO.	N-278-VD-6019-EL-DIA-0031
EQUIPMENT NO.	320-K-020
EQUIPMENT LOCATION	IRAN, ONSHORE
THIS DRAWING IS OWNED BY AIRPACK, AND SHALL NOT BE PRINTED OR COPIED IN ANY OTHER WAY THAN WITH AIRPACKS PERMISSION!	

SUBJECT		DRAWN BY		RTR	
Cable-connection diagram =320-K-020+300JDAN-820-320PCV-8201		= 320-K-020		+ 300JDAN820	
ADAPTED TO P&ID REVISION	07	LAST MODIFICATION DATE		2024-03-19	
CLIENT	LAVAN INDUSTRY DEVELOPMENT COMPANY (LIDCO)	AIRPACK DWG NO.		17735-30	
CLIENT REF.	INTEGRATED METHANOL AND AMMONIA PLANT	REVISION		04	
AIRPACK REF.	17735-30 Loop Diagrams	TOTAL PAGE AMOUNT		21	

CURRENT PAGE	
--------------	--