

Loop diagrams

Document No. 17735-30

Project No.	Vendor Doc.	P.O. No.	Department	Document Type	Serial No	Revision	Page
N278	VD	6019	EL	DIA	0031	08	Page 1 of 24

**Airpack B.V. - Air Compressor –  
Integrated Methanol and Ammonia Plant  
17735-COM Loop diagrams (K020)**

Code 1  
M.Dalakeh

08	23-05-2024	Issued for Approval	R.T.	S.K.	J.J.
07	08-05-2024	Issued for Approval	R.T.	S.K.	J.J.
06	02-05-2024	Issued for Approval	R.T.	S.K.	J.J.
05	18-04-2024	Issued for Approval	R.T.	S.K.	J.J.
04	30-03-2024	Issued for Approval	R.T.	S.K.	J.J.
03	14-02-2024	Issued for Approval	R.T.	S.K.	J.J.
02	21-12-2023	Issued for Approval	R.T.	S.K.	J.J.
01	07-12-2023	Issued for Approval	R.T.	S.K.	J.J.
REV.	DATE	DESCRIPTION	DRAWN	CHECKED	APPROVED

Loop diagrams

Document No. 17735-30

Project No.	Vendor Doc.	P.O. No.	Department	Document Type	Serial No	Revision	Page
N278	VD	6019	EL	DIA	0031	08	Page 2 of 24

LIST OF REVISED PAGES

Rev. Page	01	02	03	04	05	06	07	08	09	10	Rev. Page	01	02	03	04	05	Rev. Page	01	02	03	04	05
1	X	X	X	X	X	X	X	X			51						76					
2	X	X	X	X	X	X	X	X			52						77					
3	X	X	X	X	X	X	X	X			53						78					
4	X	X	X	X	X	X	X	X			54						79					
5	X	X	X	X	X	X	X	X			55						80					
6	X	X	X	X	X	X	X	X			56						81					
7	X	X	X	X	X	X	X	X			57						82					
8	X	X	X	X	X	X	X	X			58						83					
9	X	X	X	X	X	X	X	X			59						84					
10	X	X	X	X	X	X	X	X			60						85					
11	X	X	X	X	X	X	X	X			61						86					
12	X	X	X	X	X	X	X	X			62						87					
13	X	X	X	X	X	X	X	X			63						88					
14	X	X	X	X	X	X	X	X			64						89					
15	X	X	X	X	X	X	X	X			65						90					
16	X	X	X	X	X	X	X	X			66						91					
17	X	X	X	X	X	X	X	X			67						92					
18	X	X	X	X	X	X	X	X			68						ATTACHMENT					
19	X	X	X	X	X	X	X	X			69						1					
20	X	X	X	X	X	X	X	X			70						2					
21	X	X	X	X	X	X	X	X			71						3					
22	X	X	X	X	X	X	X	X			72						4					
23						X	X	X			73						5					
24						X	X	X			74						6					
25											75						7					



# Airpack B.V.

4301 RN Zierikzee  
The Netherlands

PHONE: (31) (0) 111 - 415455  
FAX: (31) (0) 111 - 413338  
E-MAIL : AIRPACK@AIRPACK.NL  
WEBPAGE : WWW.AIRPACK.NL

Client	:	LAVAN INDUSTRY DEVELOPMENT COMPANY (LIDCO)	
Equipment location	:	IRAN, ONSHORE	
Client reference	:	INTEGRATED METHANOL AND AMMONIA PLANT	
Client dwg. no.	:	N-278-VD-6019-EL-DIA-0031	
Airpack reference	:	17735-30 Loop Diagrams	
Airpack dwg. no.	:	17735-30	
Generation date	:	2023-12-07	
E & I manager	:	RBE	Revision no. : 08
Last modifications	:	2024-05-22	
Last modifications by	:	RTR	



CLIENT DWG NO.	N-278-VD-6019-EL-DIA-0031	SUBJECT	DRAWN BY	RTR	=
EQUIPMENT NO.	320-K-020	Title page / cover sheet	CHECKED BY	RBE	+
EQUIPMENT LOCATION	IRAN, ONSHORE	ADAPTED TO P&ID REVISION	LAST MODIFICATION DATE	2024-05-02	CURRENT PAGE
THIS DRAWING IS OWNED BY AIRPACK, AND SHALL NOT BE PRINTED OR COPIED IN ANY OTHER WAY THAN WITH AIRPACKS PERMISSION!	CLIENT	LAVAN INDUSTRY DEVELOPMENT COMPANY (LIDCO)	AIRPACK DWG NO.	17735-30	
	CLIENT REF.	INTEGRATED METHANOL AND AMMONIA PLANT	REVISION	08	
	AIRPACK REF.	17735-30 Loop Diagrams	TOTAL PAGE AMOUNT	1	

# COMMENTS ON ELECTRICAL DRAWINGS

LPS AND JB MOUNTED ON SKID  
 MATERIAL: SHEET STEEL  
 INGRESS. PROTECTION: IP-65  
 AREA CLASSIFICATION: SAFE

GLANDS: SS316 GLANDS WITH SHROUDS, IP-66  
 CABLE TRAYS: HOT-DIP GALVANIZED

AMBIENT TEMPERATURE: 0 / 49 °C

ALL "IE" CONNECTIONS WILL BE CONNECTED ON A "IE"-BAR

REFERENCE DOCUMENTS:






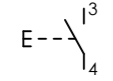


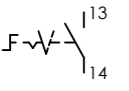
- 17735-03 - N-278-VD-6019-PR-PID-0002 - P&ID
- 17735-06 - N-278-VD-6019-IN-LIS-0006 - I/O List
- 17735-07 - N-278-VD-6019-IN-DWG-0007 - Outline Dimensional Drawings for LCP Panel and Junction Box
- 17735-21 - N-278-VD-6019-GN-PRO-0022 - Control Philosophy

SIGNAL PAIRS	
CURRENT LOOPS	POSITIVE: BLACK NEGATIVE: WHITE
VOLT [FREE] CONTACTS	POSITIVE: BLACK NEGATIVE: BLACK



CLIENT DWG NO.	N-278-VD-6019-EL-DIA-0031	SUBJECT		DRAWN BY	RTR	=
EQUIPMENT NO.	320-K-020	Project description		CHECKED BY	RBE	+
EQUIPMENT LOCATION	IRAN, ONSHORE	ADAPTED TO P&ID REVISION	08	LAST MODIFICATION DATE	2024-05-02	CURRENT PAGE
THIS DRAWING IS OWNED BY AIRPACK, AND SHALL NOT BE PRINTED OR COPIED IN ANY OTHER WAY THAN WITH AIRPACKS PERMISSION!		CLIENT	LAVAN INDUSTRY DEVELOPMENT COMPANY (LIDCO)	AIRPACK DWG NO.	17735-30	
		CLIENT REF.	INTEGRATED METHANOL AND AMMONIA PLANT	REVISION	08	
		AIRPACK REF.	17735-30 Loop Diagrams	TOTAL PAGE AMOUNT	2	

# SYMBOL LEGEND

SYMBOL	DESCRIPTION	SYMBOL	DESCRIPTION
	CABLE SHIELD		
	EMERGENCY STOP		
	INDICATION LAMP		
	INSTRUMENT EARTH CONNECTION POINT		
	N/C PUSHBUTTON		
	N/O PUSHBUTTON		
	TERMINAL CONNECTION POINT		
	TRANSMITTER CONNECTION POINT		
	TWO-POSITION SELECTOR SWITCH		

# 300LP-820

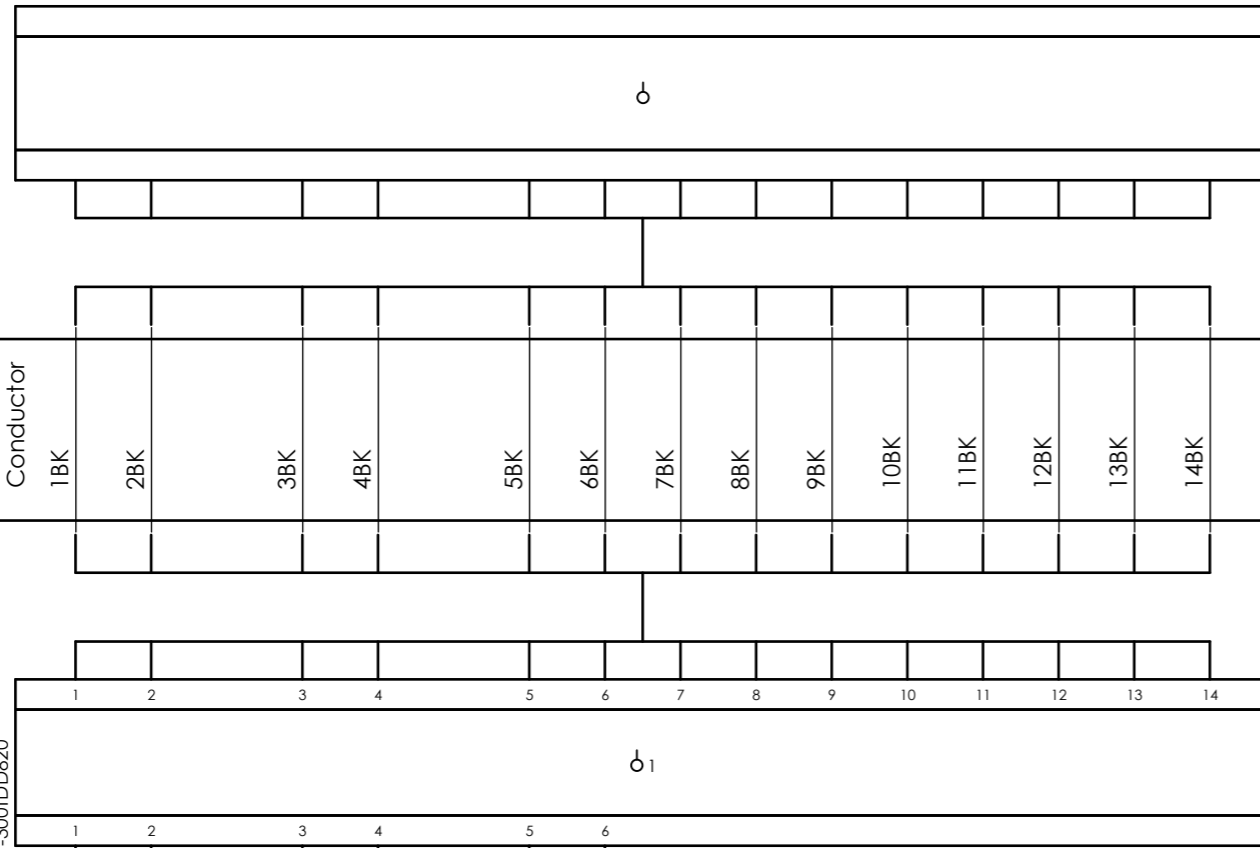
## LOCAL PUSHBUTTON STATION



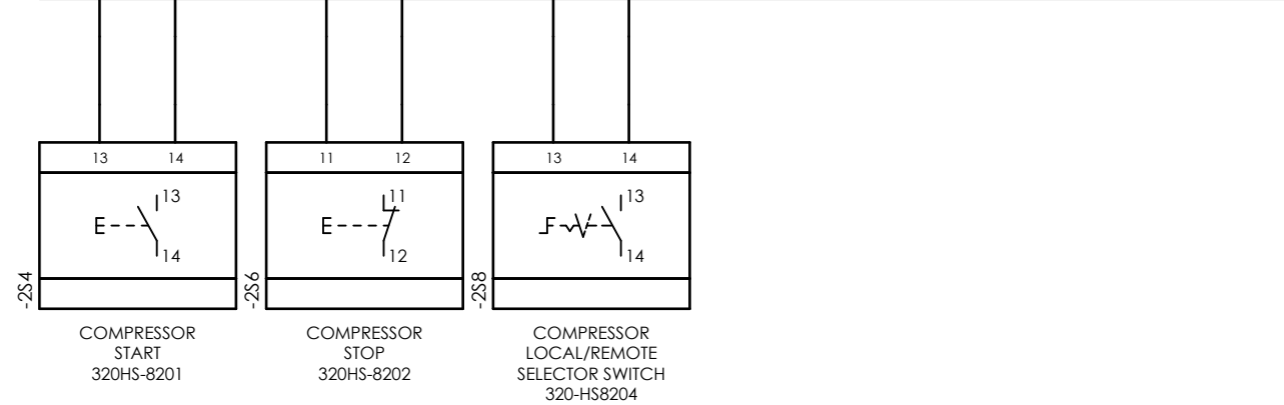
THIS DRAWING IS OWNED BY AIRPACK, AND SHALL NOT BE PRINTED OR COPIED IN ANY OTHER WAY THAN WITH AIRPACKS PERMISSION!	CLIENT DWG NO.	N-278-VD-6019-EL-DIA-0031	SUBJECT		DRAWN BY	RTR	= 320-K-020
	EQUIPMENT NO.	320-K-020	PANEL DESCRIPTION		CHECKED BY	RBE	+ 300LP-820
	EQUIPMENT LOCATION	IRAN, ONSHORE	ADAPTED TO P&ID REVISION	08	LAST MODIFICATION DATE	2024-05-02	CURRENT PAGE
	CLIENT	LAVAN INDUSTRY DEVELOPMENT COMPANY (LIDCO)	CLIENT REF.	INTEGRATED METHANOL AND AMMONIA PLANT	AIRPACK DWG NO.	17735-30	
	AIRPACK REF.	17735-30 Loop Diagrams	REVISION	08	TOTAL PAGE AMOUNT	4	

# Loop Diagrams

Internal targets



External targets



CLIENT DWG NO.	N-278-VD-6019-EL-DIA-0031
EQUIPMENT NO.	320-K-020
EQUIPMENT LOCATION	IRAN, ONSHORE
THIS DRAWING IS OWNED BY AIRPACK, AND SHALL NOT BE PRINTED OR COPIED IN ANY OTHER WAY THAN WITH AIRPACKS PERMISSION!	

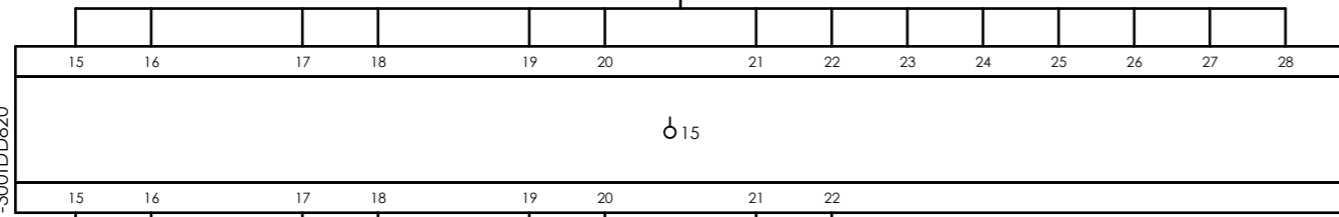
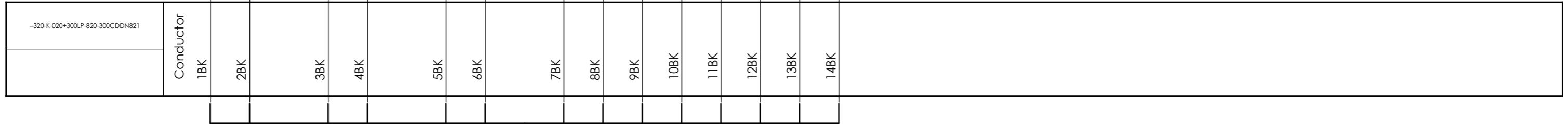
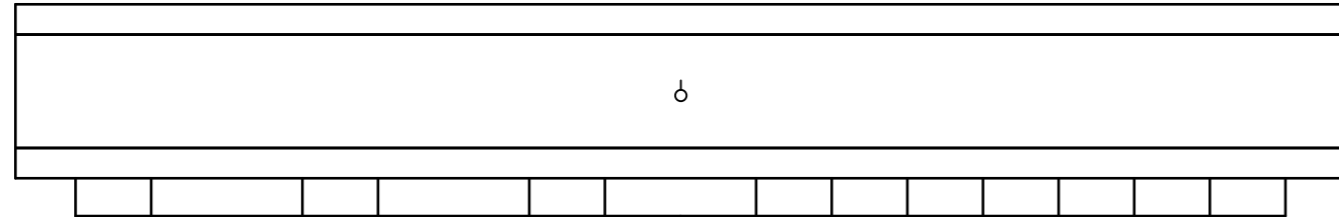
SUBJECT Cable-connection diagram =320-K-020+300LP-820-300CDDN820	
ADAPTED TO P&ID REVISION	08
CLIENT	LAVAN INDUSTRY DEVELOPMENT COMPANY (LIDCO)
CLIENT REF.	INTEGRATED METHANOL AND AMMONIA PLANT
AIRPACK REF.	17735-30 Loop Diagrams

DRAWN BY	RTR
CHECKED BY	RBE
LAST MODIFICATION DATE	2024-05-02
AIRPACK DWG NO.	17735-30
REVISION	08
TOTAL PAGE AMOUNT	5

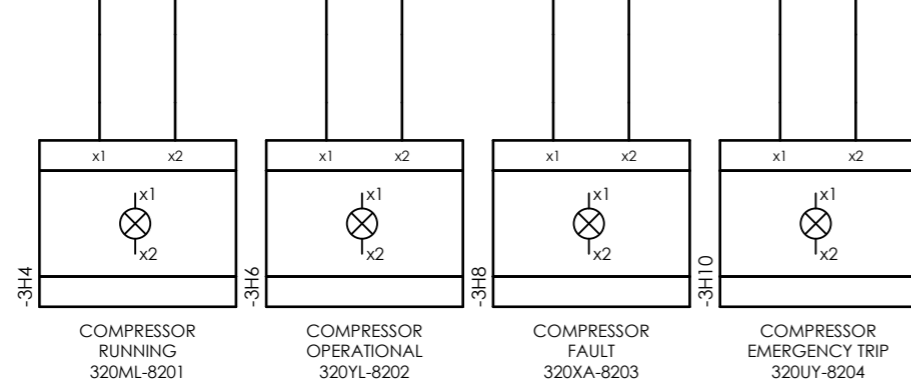
= 320-K-020
+ 300LP-820
CURRENT PAGE

# Loop Diagrams

Internal targets



External targets



CLIENT DWG NO.	N-278-VD-6019-EL-DIA-0031
EQUIPMENT NO.	320-K-020
EQUIPMENT LOCATION	IRAN, ONSHORE
THIS DRAWING IS OWNED BY AIRPACK, AND SHALL NOT BE PRINTED OR COPIED IN ANY OTHER WAY THAN WITH AIRPACKS PERMISSION!	

SUBJECT		DRAWN BY	RTR	= 320-K-020
Cable-connection diagram =320-K-020+300LP-820-300CDDN821		CHECKED BY	RBE	+ 300LP-820
ADAPTED TO P&ID REVISION	08	LAST MODIFICATION DATE	2024-05-02	CURRENT PAGE
CLIENT	LAVAN INDUSTRY DEVELOPMENT COMPANY (LIDCO)	AIRPACK DWG NO.	17735-30	
CLIENT REF.	INTEGRATED METHANOL AND AMMONIA PLANT	REVISION	08	
AIRPACK REF.	17735-30 Loop Diagrams	TOTAL PAGE AMOUNT	6	

# Loop Diagrams

Internal targets



External targets



CLIENT DWG NO.	N-278-VD-6019-EL-DIA-0031
EQUIPMENT NO.	320-K-020
EQUIPMENT LOCATION	IRAN, ONSHORE
THIS DRAWING IS OWNED BY AIRPACK, AND SHALL NOT BE PRINTED OR COPIED IN ANY OTHER WAY THAN WITH AIRPACKS PERMISSION!	

SUBJECT		DRAWN BY		RTR		= 320-K-020	
Cable-connection diagram =320-K-020+300LP-820-300CED820		CHECKED BY		RBE		+ 300LP-820	
ADAPTED TO P&ID REVISION	08	LAST MODIFICATION DATE		2024-05-02		CURRENT PAGE	
CLIENT	LAVAN INDUSTRY DEVELOPMENT COMPANY (LIDCO)	AIRPACK DWG NO.		17735-30			
CLIENT REF.	INTEGRATED METHANOL AND AMMONIA PLANT	REVISION		08			
AIRPACK REF.	17735-30 Loop Diagrams	TOTAL PAGE AMOUNT		7			

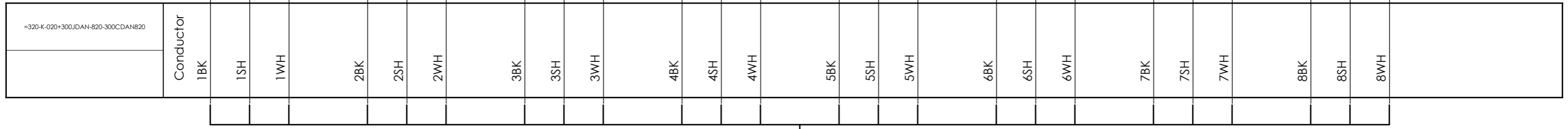
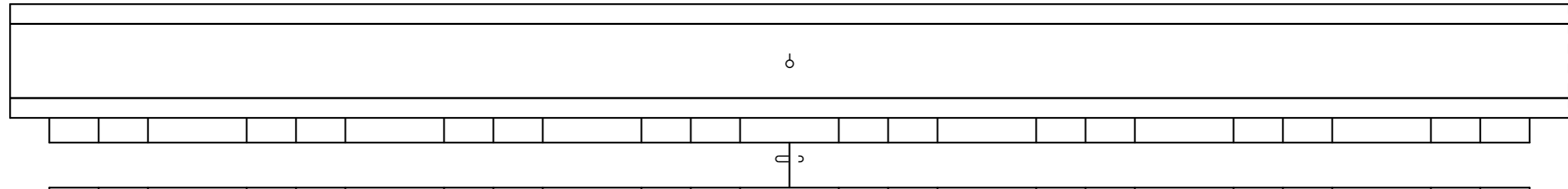
# 300JDAN-820 JUNCTION BOX



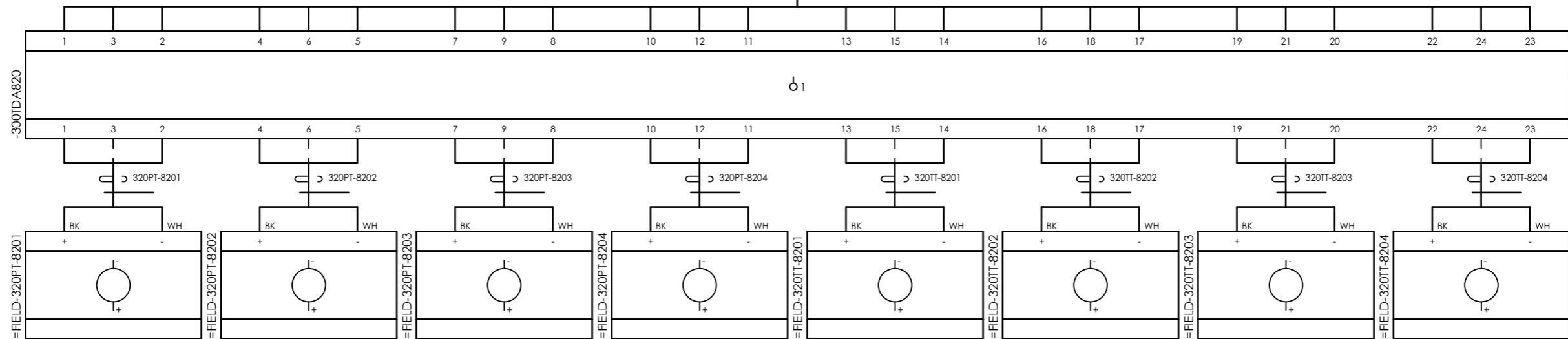
CLIENT DWG NO.	N-278-VD-6019-EL-DIA-0031	SUBJECT		DRAWN BY	RTR	= 320-K-020
EQUIPMENT NO.	320-K-020	PANEL DESCRIPTION		CHECKED BY	RBE	+ 300JDAN820
EQUIPMENT LOCATION	IRAN, ONSHORE	ADAPTED TO P&ID REVISION	08	LAST MODIFICATION DATE	2024-05-02	CURRENT PAGE
THIS DRAWING IS OWNED BY AIRPACK, AND SHALL NOT BE PRINTED OR COPIED IN ANY OTHER WAY THAN WITH AIRPACKS PERMISSION!		CLIENT	LAVAN INDUSTRY DEVELOPMENT COMPANY (LIDCO)	AIRPACK DWG NO.	17735-30	
		CLIENT REF.	INTEGRATED METHANOL AND AMMONIA PLANT	REVISION	08	
		AIRPACK REF.	17735-30 Loop Diagrams	TOTAL PAGE AMOUNT	8	

# Loop Diagrams

Internal targets



External targets



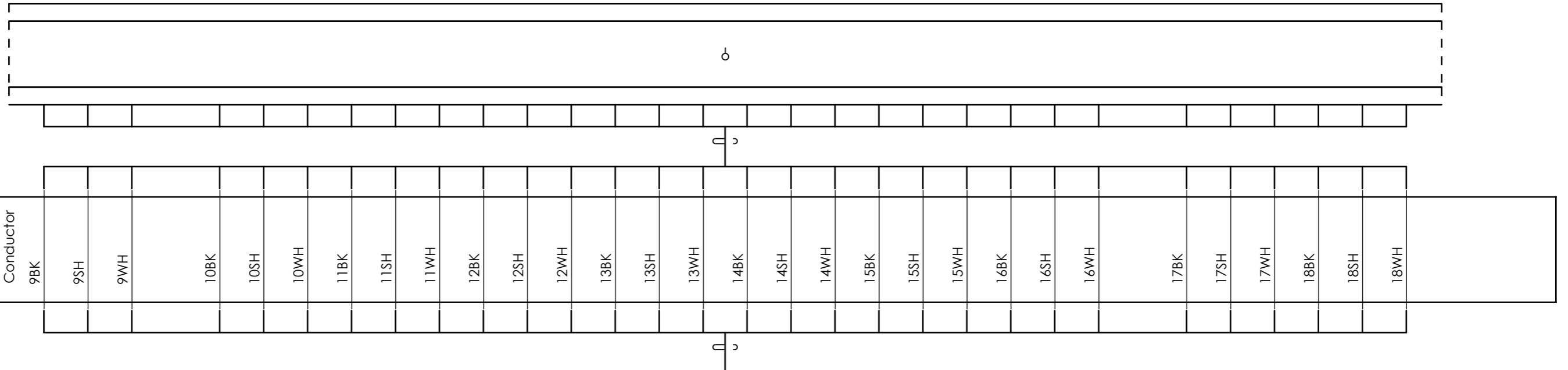
CLIENT DWG NO.	N-278-VD-6019-EL-DIA-0031
EQUIPMENT NO.	320-K-020
EQUIPMENT LOCATION	IRAN, ONSHORE
THIS DRAWING IS OWNED BY AIRPACK, AND SHALL NOT BE PRINTED OR COPIED IN ANY OTHER WAY THAN WITH AIRPACKS PERMISSION!	

SUBJECT		Cable-connection diagram =320-K-020+300JDAN-820-300CDAN820	
ADAPTED TO P&ID REVISION	08	CLIENT	LAVAN INDUSTRY DEVELOPMENT COMPANY (LIDCO)
CLIENT REF.	INTEGRATED METHANOL AND AMMONIA PLANT	AIRPACK REF.	17735-30 Loop Diagrams

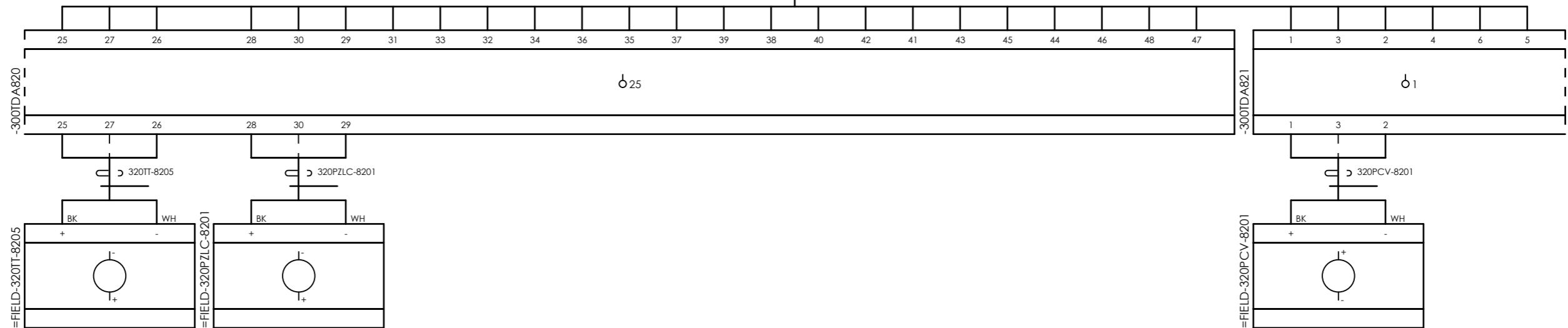
DRAWN BY	RTR	= 320-K-020
CHECKED BY	RBE	+ 300JDAN820
LAST MODIFICATION DATE	2024-05-02	CURRENT PAGE
AIRPACK DWG NO.	17735-30	
REVISION	08	
TOTAL PAGE AMOUNT	9	

# Loop Diagrams

Internal targets



External targets


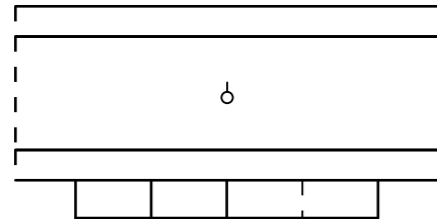


CLIENT DWG NO.	N-278-VD-6019-EL-DIA-0031
EQUIPMENT NO.	320-K-020
EQUIPMENT LOCATION	IRAN, ONSHORE
THIS DRAWING IS OWNED BY AIRPACK, AND SHALL NOT BE PRINTED OR COPIED IN ANY OTHER WAY THAN WITH AIRPACKS PERMISSION!	

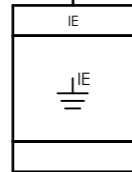
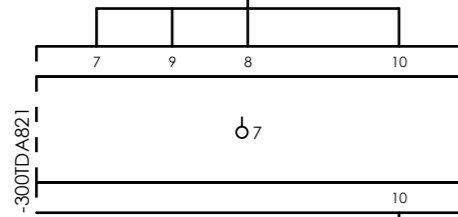
SUBJECT		DRAWN BY		RTR		= 320-K-020	
Cable-connection diagram =320-K-020+300JDAN-820-300CDAN820		CHECKED BY		RBE		+ 300JDAN820	
ADAPTED TO P&ID REVISION	08	LAST MODIFICATION DATE		2024-05-02		CURRENT PAGE	
CLIENT	LAVAN INDUSTRY DEVELOPMENT COMPANY (LIDCO)	AIRPACK DWG NO.		17735-30			
CLIENT REF.	INTEGRATED METHANOL AND AMMONIA PLANT	REVISION		08			
AIRPACK REF.	17735-30 Loop Diagrams	TOTAL PAGE AMOUNT		10			

# Loop Diagrams

Internal targets



External targets



CLIENT DWG NO.	N-278-VD-6019-EL-DIA-0031
EQUIPMENT NO.	320-K-020
EQUIPMENT LOCATION	IRAN, ONSHORE
THIS DRAWING IS OWNED BY AIRPACK, AND SHALL NOT BE PRINTED OR COPIED IN ANY OTHER WAY THAN WITH AIRPACKS PERMISSION!	

SUBJECT		Cable-connection diagram =320-K-020+300JDAN-820-300CDAN820
ADAPTED TO P&ID REVISION	08	
CLIENT	LAVAN INDUSTRY DEVELOPMENT COMPANY (LIDCO)	
CLIENT REF.	INTEGRATED METHANOL AND AMMONIA PLANT	
AIRPACK REF.	17735-30 Loop Diagrams	

DRAWN BY	RTR	= 320-K-020
CHECKED BY	RBE	+ 300JDAN820
LAST MODIFICATION DATE	2024-05-02	CURRENT PAGE
AIRPACK DWG NO.	17735-30	
REVISION	08	
TOTAL PAGE AMOUNT	11	

# Loop Diagrams



CLIENT DWG NO.	N-278-VD-6019-EL-DIA-0031
EQUIPMENT NO.	320-K-020
EQUIPMENT LOCATION	IRAN, ONSHORE
THIS DRAWING IS OWNED BY AIRPACK, AND SHALL NOT BE PRINTED OR COPIED IN ANY OTHER WAY THAN WITH AIRPACKS PERMISSION!	

SUBJECT		DRAWN BY		RTR	
Cable-connection diagram =320-K-020+300JDAN-820-320PT-8201		= 320-K-020		+ 300JDAN820	
ADAPTED TO P&ID REVISION	08	LAST MODIFICATION DATE	2024-05-02		
CLIENT	LAVAN INDUSTRY DEVELOPMENT COMPANY (LIDCO)	AIRPACK DWG NO.	17735-30		
CLIENT REF.	INTEGRATED METHANOL AND AMMONIA PLANT	REVISION	08		
AIRPACK REF.	17735-30 Loop Diagrams	TOTAL PAGE AMOUNT	12		

CURRENT PAGE	
--------------	--

# Loop Diagrams



CLIENT DWG NO.	N-278-VD-6019-EL-DIA-0031
EQUIPMENT NO.	320-K-020
EQUIPMENT LOCATION	IRAN, ONSHORE
THIS DRAWING IS OWNED BY AIRPACK, AND SHALL NOT BE PRINTED OR COPIED IN ANY OTHER WAY THAN WITH AIRPACKS PERMISSION!	

SUBJECT Cable-connection diagram =320-K-020+300JDAN-820-320PT-8202	
ADAPTED TO P&ID REVISION	08
CLIENT	LAVAN INDUSTRY DEVELOPMENT COMPANY (LIDCO)
CLIENT REF.	INTEGRATED METHANOL AND AMMONIA PLANT
AIRPACK REF.	17735-30 Loop Diagrams

DRAWN BY	RTR	= 320-K-020
CHECKED BY	RBE	+ 300JDAN820
LAST MODIFICATION DATE	2024-05-02	CURRENT PAGE
AIRPACK DWG NO.	17735-30	
REVISION	08	
TOTAL PAGE AMOUNT	13	

# Loop Diagrams




CLIENT DWG NO.	N-278-VD-6019-EL-DIA-0031
EQUIPMENT NO.	320-K-020
EQUIPMENT LOCATION	IRAN, ONSHORE

SUBJECT Cable-connection diagram =320-K-020+300JDAN-820-320PT-8203	
ADAPTED TO P&ID REVISION	08
CLIENT	LAVAN INDUSTRY DEVELOPMENT COMPANY (LIDCO)
CLIENT REF.	INTEGRATED METHANOL AND AMMONIA PLANT
AIRPACK REF.	17735-30 Loop Diagrams

DRAWN BY	RTR
CHECKED BY	RBE
LAST MODIFICATION DATE	2024-05-02
AIRPACK DWG NO.	17735-30
REVISION	08
TOTAL PAGE AMOUNT	14

= 320-K-020
+ 300JDAN820
CURRENT PAGE

# Loop Diagrams



CLIENT DWG NO.	N-278-VD-6019-EL-DIA-0031
EQUIPMENT NO.	320-K-020
EQUIPMENT LOCATION	IRAN, ONSHORE
THIS DRAWING IS OWNED BY AIRPACK, AND SHALL NOT BE PRINTED OR COPIED IN ANY OTHER WAY THAN WITH AIRPACKS PERMISSION!	

SUBJECT		DRAWN BY		RTR	
Cable-connection diagram =320-K-020+300JDAN-820-320PT-8204		= 320-K-020		+ 300JDAN820	
ADAPTED TO P&ID REVISION	08	CHECKED BY		RBE	
CLIENT	LAVAN INDUSTRY DEVELOPMENT COMPANY (LIDCO)	LAST MODIFICATION DATE		2024-05-02	
CLIENT REF.	INTEGRATED METHANOL AND AMMONIA PLANT	AIRPACK DWG NO.		17735-30	
AIRPACK REF.	17735-30 Loop Diagrams	REVISION		08	
		TOTAL PAGE AMOUNT		15	

CURRENT PAGE	
--------------	--

# Loop Diagrams



CLIENT DWG NO.	N-278-VD-6019-EL-DIA-0031
EQUIPMENT NO.	320-K-020
EQUIPMENT LOCATION	IRAN, ONSHORE
THIS DRAWING IS OWNED BY AIRPACK, AND SHALL NOT BE PRINTED OR COPIED IN ANY OTHER WAY THAN WITH AIRPACKS PERMISSION!	

SUBJECT Cable-connection diagram =320-K-020+300JDAN-820-320TT-8201	
ADAPTED TO P&ID REVISION	08
CLIENT	LAVAN INDUSTRY DEVELOPMENT COMPANY (LIDCO)
CLIENT REF.	INTEGRATED METHANOL AND AMMONIA PLANT
AIRPACK REF.	17735-30 Loop Diagrams

DRAWN BY	RTR	= 320-K-020
CHECKED BY	RBE	+ 300JDAN820
LAST MODIFICATION DATE	2024-05-02	CURRENT PAGE
AIRPACK DWG NO.	17735-30	
REVISION	08	
TOTAL PAGE AMOUNT	16	

# Loop Diagrams




CLIENT DWG NO.	N-278-VD-6019-EL-DIA-0031
EQUIPMENT NO.	320-K-020
EQUIPMENT LOCATION	IRAN, ONSHORE
THIS DRAWING IS OWNED BY AIRPACK, AND SHALL NOT BE PRINTED OR COPIED IN ANY OTHER WAY THAN WITH AIRPACKS PERMISSION!	

SUBJECT Cable-connection diagram =320-K-020+300JDAN-820-320TT-8202	
ADAPTED TO P&ID REVISION	08
CLIENT	LAVAN INDUSTRY DEVELOPMENT COMPANY (LIDCO)
CLIENT REF.	INTEGRATED METHANOL AND AMMONIA PLANT
AIRPACK REF.	17735-30 Loop Diagrams

DRAWN BY	RTR	= 320-K-020
CHECKED BY	RBE	+ 300JDAN820
LAST MODIFICATION DATE	2024-05-02	CURRENT PAGE
AIRPACK DWG NO.	17735-30	
REVISION	08	
TOTAL PAGE AMOUNT	17	

# Loop Diagrams



CLIENT DWG NO.	N-278-VD-6019-EL-DIA-0031
EQUIPMENT NO.	320-K-020
EQUIPMENT LOCATION	IRAN, ONSHORE
THIS DRAWING IS OWNED BY AIRPACK, AND SHALL NOT BE PRINTED OR COPIED IN ANY OTHER WAY THAN WITH AIRPACKS PERMISSION!	

SUBJECT		DRAWN BY		RTR		= 320-K-020	
Cable-connection diagram =320-K-020+300JDAN-820-320TT-8203		CHECKED BY		RBE		+ 300JDAN820	
ADAPTED TO P&ID REVISION	08	LAST MODIFICATION DATE		2024-05-02		CURRENT PAGE	
CLIENT	LAVAN INDUSTRY DEVELOPMENT COMPANY (LIDCO)	AIRPACK DWG NO.		17735-30			
CLIENT REF.	INTEGRATED METHANOL AND AMMONIA PLANT	REVISION		08			
AIRPACK REF.	17735-30 Loop Diagrams	TOTAL PAGE AMOUNT		18			

# Loop Diagrams



CLIENT DWG NO.	N-278-VD-6019-EL-DIA-0031
EQUIPMENT NO.	320-K-020
EQUIPMENT LOCATION	IRAN, ONSHORE
THIS DRAWING IS OWNED BY AIRPACK, AND SHALL NOT BE PRINTED OR COPIED IN ANY OTHER WAY THAN WITH AIRPACKS PERMISSION!	

SUBJECT		DRAWN BY		RTR		= 320-K-020	
Cable-connection diagram =320-K-020+300JDAN-820-320TT-8204		CHECKED BY		RBE		+ 300JDAN820	
ADAPTED TO P&ID REVISION	08	LAST MODIFICATION DATE		2024-05-02		CURRENT PAGE	
CLIENT	LAVAN INDUSTRY DEVELOPMENT COMPANY (LIDCO)	AIRPACK DWG NO.		17735-30			
CLIENT REF.	INTEGRATED METHANOL AND AMMONIA PLANT	REVISION		08			
AIRPACK REF.	17735-30 Loop Diagrams	TOTAL PAGE AMOUNT		19			

# Loop Diagrams



CLIENT DWG NO.	N-278-VD-6019-EL-DIA-0031
EQUIPMENT NO.	320-K-020
EQUIPMENT LOCATION	IRAN, ONSHORE
THIS DRAWING IS OWNED BY AIRPACK, AND SHALL NOT BE PRINTED OR COPIED IN ANY OTHER WAY THAN WITH AIRPACKS PERMISSION!	

SUBJECT		DRAWN BY		RTR		= 320-K-020	
Cable-connection diagram =320-K-020+300JDAN-820-320TT-8205		CHECKED BY		RBE		+ 300JDAN820	
ADAPTED TO P&ID REVISION	08	LAST MODIFICATION DATE		2024-05-02		CURRENT PAGE	
CLIENT	LAVAN INDUSTRY DEVELOPMENT COMPANY (LIDCO)	AIRPACK DWG NO.		17735-30			
CLIENT REF.	INTEGRATED METHANOL AND AMMONIA PLANT	REVISION		08			
AIRPACK REF.	17735-30 Loop Diagrams	TOTAL PAGE AMOUNT		20			

# Loop Diagrams



CLIENT DWG NO.	N-278-VD-6019-EL-DIA-0031
EQUIPMENT NO.	320-K-020
EQUIPMENT LOCATION	IRAN, ONSHORE
THIS DRAWING IS OWNED BY AIRPACK, AND SHALL NOT BE PRINTED OR COPIED IN ANY OTHER WAY THAN WITH AIRPACKS PERMISSION!	

SUBJECT		DRAWN BY		RTR	
Cable-connection diagram =320-K-020+300JDAN-820-320PZLC-8201		= 320-K-020		+ 300JDAN820	
ADAPTED TO P&ID REVISION	08	LAST MODIFICATION DATE	2024-05-02		
CLIENT	LAVAN INDUSTRY DEVELOPMENT COMPANY (LIDCO)	AIRPACK DWG NO.	17735-30		
CLIENT REF.	INTEGRATED METHANOL AND AMMONIA PLANT	REVISION	08		
AIRPACK REF.	17735-30 Loop Diagrams	TOTAL PAGE AMOUNT	21		

CURRENT PAGE	
--------------	--

# Loop Diagrams



CLIENT DWG NO.	N-278-VD-6019-EL-DIA-0031
EQUIPMENT NO.	320-K-020
EQUIPMENT LOCATION	IRAN, ONSHORE
THIS DRAWING IS OWNED BY AIRPACK, AND SHALL NOT BE PRINTED OR COPIED IN ANY OTHER WAY THAN WITH AIRPACKS PERMISSION!	

SUBJECT		DRAWN BY		RTR	
Cable-connection diagram =320-K-020+300JDAN-820-320PCV-8201		= 320-K-020		+ 300JDAN820	
ADAPTED TO P&ID REVISION	08	LAST MODIFICATION DATE	2024-05-02		
CLIENT	LAVAN INDUSTRY DEVELOPMENT COMPANY (LIDCO)	AIRPACK DWG NO.	17735-30		
CLIENT REF.	INTEGRATED METHANOL AND AMMONIA PLANT	REVISION	08		
AIRPACK REF.	17735-30 Loop Diagrams	TOTAL PAGE AMOUNT	22		

CURRENT PAGE	
--------------	--