



LIDCO, Pars SEE Zone, Assaluyeh,
Integrated Methanol and Ammonia
Plant 3000 MTPD MeOH / 900 MTPD NH3 PROJECT



Preservation, Packing & Shipping Procedure

Document No. 17735-22

Page

Project No.	Vendor Doc.	P.O. No.	Department	Document Type	Serial No	Revision	Page
N278	VD	6019	GN	PRC	0023	02	Page 1 of 7

**Airpack B.V. - Air Compressor –
Integrated Methanol and Ammonia Plant**

17735-COM Preservation, Packing & Shipping Procedure (K020)

INSPECTION	
1- APPROVED	<input type="checkbox"/>
2- APPROVED AS NOTED	<input checked="" type="checkbox"/>
3- NOT APPROVED	<input type="checkbox"/>
BY: <i>K. [Signature]</i> DATE: 05-12-2023	
SIGN: <i>S.K.</i>	

REV.	DATE	DESCRIPTION	DRAWN	CHECKED	APPROVED
02	04-01-2024	Issued for Approval	J.J.	M.C.	
01	05-12-2023	Issued for Approval	J.J.	M.C.	S.K.

This document has been produced by Contractor for LIDCO. It is confidential and cannot be disclosed to or used by any third party for any purpose without prior written consent.


Preservation, Packing & Shipping Procedure

Document No. 17735-22

Project No.	Vendor Doc.	P.O. No.	Department	Document Type	Serial No	Revision	Page
N278	VD	6019	GN	PRC	0023	02	Page 2 of 7

LIST OF REVISED PAGES

Rev. Page	01	02	03	04	05	Rev. Page	01	02	03	04	05	Rev. Page	01	02	03	04	05	Rev. Page	01	02	03	04	05	
1	X	X				26						51						76						
2	X	X				27						52						77						
3	X	X				28						53						78						
4	X	X				29						54						79						
5	X	X				30						55						80						
6	X	X				31						56						81						
7	X	X				32						57						82						
8						33						58						83						
9						34						59						84						
10						35						60						85						
11						36						61						86						
12						37						62						87						
13						38						63						88						
14						39						64						89						
15						40						65						90						
16						41						66						91						
17						42						67						92						
18						43						68						ATTACHMENT						
19						44						69						1						
20						45						70						2						
21						46						71						3						
22						47						72						4						
23						48						73						5						
24						49						74						6						
25						50						75						7						

NARGAN COMPANY	
INSPECTION	
1- APPROVED	<input type="checkbox"/>
2- APPROVED AS NOTED	<input type="checkbox"/>
3- NOT APPROVED	<input type="checkbox"/>
BY: M. BEZEL	DATE: 2019/05/20
SIGN:	



**LIDCO, Pars SEE Zone, Assaluyeh,
Integrated Methanol and Ammonia
Plant 3000 MTPD MeOH / 900 MTPD NH3 PROJECT**



Preservation, Packing & Shipping Procedure

Document No. 17735-22



Project No.	Vendor Doc.	P.O. No.	Department	Document Type	Serial No	Revision
N278	VD	6019	GN	PRC	0023	02

Page

Page 3 of 7

Table of contents

1	Preservation.....	4
2	Packing (typical).....	4
3	Shipping	5
4	Handling & Storage	6
5	Unpacking	7

 NARGAN COMPANY	
INSPECTION	
1- APPROVED	<input type="checkbox"/>
2- APPROVED AS NOTED	<input checked="" type="checkbox"/>
3- NOT APPROVED	<input type="checkbox"/>
BY: M. REZAEI DATE: 28 Jan. 2024	
SIGN: 	

Preservation, Packing & Shipping Procedure

Document No. 17735-22

Project No.	Vendor Doc.	P.O. No.	Department	Document Type	Serial No	Revision	Page
N278	VD	6019	GN	PRC	0023	02	Page 4 of 7

1 Preservation

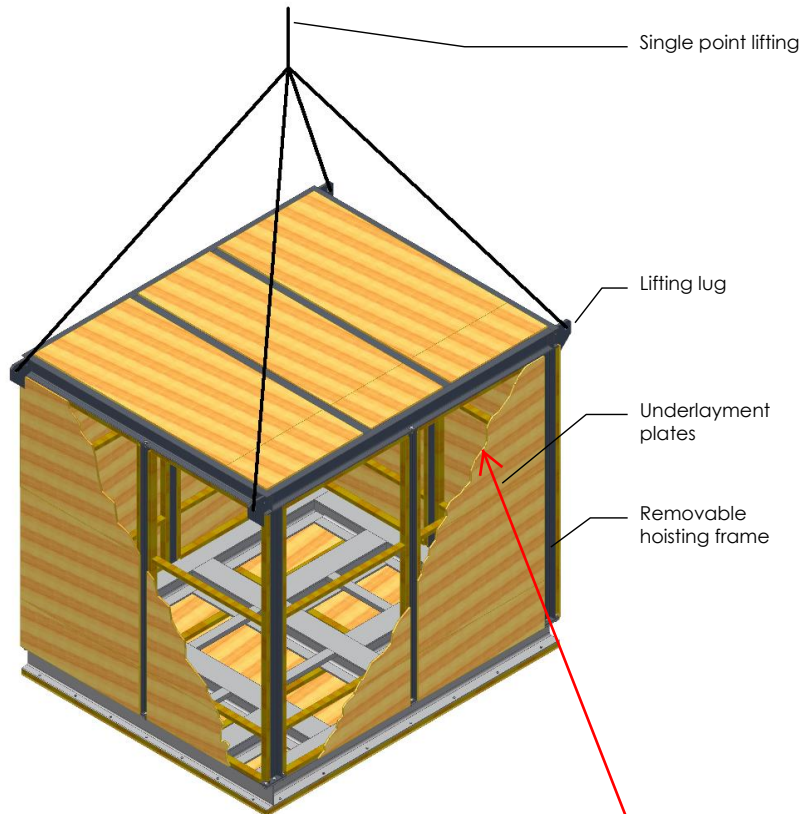
The package is preserved at Airpack in the following way:

- Desiccant bags are placed inside electrical cabinets to prevent ingress of moisture in the electrical components.
- Shell Ensis Fluid DW is applied to the following surfaces:
 - customer flange faces
 - unpainted machined surfaces

2 Packing (typical)

The packing consists of removable steel packing / lifting frame with lifting lugs, each covered with underlayment sheets, which are attached to wooden support beams of 2 x 3 inch. Refer to the transport drawing (Weight Data Sheet) for all detailed information.

As per agreed VPIS, vendor shall specify relevant document number for transport drawing.



How about covering/protection of whole package inside of steel boxes.

NARGAN COMPANY	
INSPECTION	
1- APPROVED	<input type="checkbox"/>
2- APPROVED AS NOTED	<input checked="" type="checkbox"/>
3- NOT APPROVED	<input type="checkbox"/>
BY: M. REZAEI DATE: 28/Jan/2024	
SIGN: <i>M. Rezaei</i>	

Preservation, Packing & Shipping Procedure

Document No. 17735-22

Page

Project No.	Vendor Doc.	P.O. No.	Department	Document Type	Serial No	Revision	Page
N278	VD	6019	GN	PRC	0023	02	Page 5 of 7

Marking

Project : LIDCO Integrated Methanol and Ammonia
End User : LIDCO
Contract No. : N278-000-ME-MR-1020-001
Description : High pressure Air Compressor Package
Case No. : 01 of 01
Weight Net/Gross : ... / ... kg TBD
Dimension (LxWxH) : ... x ... x ... mm TBD
Country of Origin : The Netherlands


Including:

- Shipping marks will be mentioned on two opposite sides of the package.
- Positions of lifting lugs will be mentioned on package.
- Center of gravity will be mentioned on opposite sites package.
- Shipping documents will be placed inside and on the outside of the package in plastic cover.

3 Shipping

To prevent damage to the package during transportation, the following instructions shall be followed:

- The package shall be hoisted and transported with use of lifting frame supplied with package. This lifting frame is removable. See GAD for further details.
- Lifting lugs are provided on each corner of this lifting frame, hence the use of spreader bars is not required.
- Lifting frame shall only be used for the hoisting of corresponding package.
- It is not allowed to make any modifications to lifting frame, whatsoever.
- Before lifting, check if all bolts attaching the lifting frame to main frame are securely fastened, if a removable lifting frame is applicable.
- Before hoisting, check if all underlayment plates are securely fastened. If in doubt, take appropriate measures to fasten or remove any loose plates. Under no circumstances shall the package be hoisted with defects to packing. Packing material may fall off and cause personnel injury.
- Use suitable lifting devices and transportation in line with weight and dimensions of Weight and dimensions are indicated on packing on two sides. If this data is not not present, check packing list or contact Airpack.
- Never stand under a hoisted load!
- When transporting the package by road, pay attention to driving speed. When driving through a curve, slow down speed. Accelerate and decelerate as gradually as possible. When driving on an uneven road, slow down speed.
- The Spare parts must be separate packed and clearly marked "COMMISSIONING SPARE PARTS", "CAPITAL SPARE PARTS", "CONSUMABLE SPARE PARTS", "SPECIAL TOOLS" and included

NARGAN COMPANY	
1- APPROVED	<input type="checkbox"/>
2- APPROVED AS NOTED	<input checked="" type="checkbox"/>
3- NOT APPROVED	<input type="checkbox"/>
BY: M. REZAEI DATE: 28 Jan 2024	
SIGN: 	

The package will have to be suitable to support numerous handlings and shall guarantee the protection of the contents from the action of external agents (atmospheric and nonatmospheric) not only during the planned transport period, but also - if there aren't different specifications - for the possible outdoor storage, in the site of destination, for at least 12 months.



**LIDCO, Pars SEE Zone, Assaluyeh,
Integrated Methanol and Ammonia
Plant 3000 MTPD MeOH / 900 MTPD NH3 PROJECT**



Preservation, Packing & Shipping Procedure

Document No. 17735-22

Project No.	Vendor Doc.	P.O. No.	Department	Document Type	Serial No	Revision
N278	VD	6019	GN	PRC	0023	02

Page

Page 6 of 7

in main equipment packages attached to baseboards. If it deems necessary to ship them separately due to size and dimensions, they shall be properly protected for storage and packing.

- Spare parts for two years operation (if required), which shall be individually tagged, must be covered with a suitable preservative be packed in separate cases inside the main equipment. The cases are to bear the markings as specified and in addition the words "SPARE PARTS FOR TWO YEARS OPERATION".

4 Handling & Storage

The applied preservations should protect the equipment for outside storage for up to 6 months in an uncovered and unheated condition. However, where possible, it is recommended to store the packages under a shelter. To make this storage period possible without problems, it is necessary to check the condition of the preservatives as well as the equipment itself on a regular basis. Depending on the conditions and outcome of each inspection, interval may change. It is recommended however to inspect the equipment and preservatives at least once every month.

When keeping the package in storage for longer periods, check the following:

- Package shall be stored preferably on a dry and clean location (see above explanation).
- Check if packing is still complete. If underlayment plates are missing, repair it.
- Check if applied preservation is still in good order. Furthermore, check if all rust preventatives are still sufficiently in place. If required, repair uncovered spots. If corrosion has formed, remove this first.
- Check presence of condensate in the moisture separator, safety valves, piping, control panel, instruments and any other location that may contain water. Drain condensate if present.
- To protect the control panel against humidity, bags with desiccant are placed inside panels. In case of long storage periods, replace desiccant bags ones every two months.
- In case of temperatures below 0°C, freezing of condensate can lead to damage. Prevent this by draining any condensate if applicable. In case of doubt, remove drain trap, safety valves and other instruments and keep it in a warehouse at non-freezing temperature. Do not remove tag number plates from removed valves and instruments!
- Check package for damaged coating. It is necessary to repair any damage to coating immediately, otherwise rust forming may lead to problems during start-up.
- It is advisable to turn all rotating equipment on a regular basis (e.g. once per month) turn all main and auxiliary motors (fan) and compressors manually.
- Be aware that PLC batteries will only last for 2-3 months in good conditions.
- In case of diesel engine be aware start-accus only will last for 2-3 months in good conditions.

INSPECTION	
1- APPROVED	<input type="checkbox"/>
2- APPROVED AS NOTED	<input checked="" type="checkbox"/>
3- NOT APPROVED	<input type="checkbox"/>
DATE: 28-Jan-2024	
SIGN:	

Preservation, Packing & Shipping Procedure

Document No. 17735-22

Project No.	Vendor Doc.	P.O. No.	Department	Document Type	Serial No	Revision	Page
N278	VD	6019	GN	PRC	0023	02	Page 7 of 7

5 Unpacking

To prevent damage to package during unpacking, following instructions shall be followed:

- Package shall not be elevated when unpacking. Make sure package is standing on the ground when opening the packing.
- Do not remove bottom underlayment plates, before inspecting the inside of package!
- First remove all or at least sufficient side panels (underlayment plates) for access to inside of packing.
- Remove all loose parts that are placed on bottom underlayment plates, if applicable. Some parts may have been disassembled to minimise transport dimensions and placed inside packing as loose items. Therefore, it is required to remove all loose parts, before bottom plates are removed. Otherwise, parts may fall out.
- When bottom underlayment plates are free from obstructions, loosen all bolts which are screwed to bottom underlayment plates.
- Elevate package slightly and remove bottom plates.
- Package can now be installed on its foundation. See instruction manual for further details.
- When package is on its foundation and correctly positioned, the removable lifting frame can be removed. It is advised however to remove all side panels before removing lifting frame. Limited sight of inside of packing may lead to damage, as obstructions may not be noticed.
- Before removing lifting frame, make sure package is on its foundation and not elevated!
- To remove lifting frame, remove all bolts that connect lifting frame to main skid.
- Hoist the lifting frame vertically and take care not to hit any parts of the package.
- Underlayment plates and lifting frame shall be disposed of in a properly manner. Local regulations must be followed.
- It is advised to leave all preservatives in places until equipment will be commissioned. Check if all preservatives are still in good order, and give it the necessary attention, if required.
- After instalment of the package, please remove fixation of vibration dampers (if applicable).

Main shipping mark as per clause 5.4.4 of Doc. No. N278-000-PQ-JSS-0000-003 shall be submitted here.

INSPECTION	
1- APPROVED	<input type="checkbox"/>
2- APPROVED AS NOTED	<input checked="" type="checkbox"/>
3- NOT APPROVED	<input type="checkbox"/>
BY: M. REZAEI DATE: 28 Jan. 2024	
SIGN: 