



LIDCO, Pars SEE Zone, Assaluyeh,  
Integrated Methanol and Ammonia  
Plant 3000 MTPD MeOH / 900 MTPD NH3 PROJECT



Instrument Data Sheets

Document No. 17735-12

Project No.	Vendor Doc.	P.O. No.	Department	Document Type	Serial No	Revision	Page
N278	VD	6019	IN	DS	0013	01	Page 1 of 26

**Airpack B.V. - Air Compressor –  
Integrated Methanol and Ammonia Plant  
17735-COM Instrument Data Sheets (K020)**

REV.	DATE	DESCRIPTION	DRAWN	CHECKED	APPROVED
01	09-11-2023	Issued for Approval	T.T.	S.K.	J.J.

This document has been produced by Contractor for LIDCO. It is confidential and cannot be disclosed to or used by any third party for any purpose without prior written consent.

Instrument Data Sheets

Document No. 17735-12

Project No.	Vendor Doc.	P.O. No.	Department	Document Type	Serial No	Revision	Page
N278	VD	6019	IN	DS	0013	01	Page 2 of 26

LIST OF REVISED PAGES



Rev. Page	01	02	03	04	05	Rev. Page	01	02	03	04	05	Rev. Page	01	02	03	04	05	Rev. Page	01	02	03	04	05	
1	X					26	X					51						76						
2	X					27						52						77						
3	X					28						53						78						
4	X					29						54						79						
5	X					30						55						80						
6	X					31						56						81						
7	X					32						57						82						
8	X					33						58						83						
9	X					34						59						84						
10	X					35						60						85						
11	X					36						61						86						
12	X					37						62						87						
13	X					38						63						88						
14	X					39						64						89						
15	X					40						65						90						
16	X					41						66						91						
17	X					42						67						92						
18	X					43						68						ATTACHMENT						
19	X					44						69						1						
20	X					45						70						2						
21	X					46						71						3						
22	X					47						72						4						
23	X					48						73						5						
24	X					49						74						6						
25	X					50						75						7						

INDEX			
No.	Device	Tag Number	Page
1	Pressure Gauge	320-PG-8201	2
2	Pressure Gauge	320-PG-8202	3
3	Pressure Gauge	320-PG-8203	4
4	Pressure Gauge	320-PG-8204	5
5	Pressure transmitter	320-PT-8201	6
6	Pressure transmitter	320-PT-8202	7
7	Pressure Transmitter	320-PT-8203	8
8	Pressure Transmitter	320-PT-8204	9
9	Temperature Transmitter	320-TT-8201	10
10	Thermowell + Element	320-TW-8201	11
11	Temperature Transmitter	320-TT-8202	12
12	Thermowell + Element	320-TW-8202	13
13	Temperature Transmitter	320-TT-8203	14
14	Thermowell + Element	320-TW-8203	15
15	Temperature Transmitter	320-TT-8204	16
16	Thermowell + Element	320-TW-8204	17
17	Temperature Transmitter	320-TT-8205	18
18	Thermowell + Element	320-TW-8205	19
19	Temperature gauge	320-TG-8201	20
20	Temperature gauge	320-TG-8202	21
21	Temperature gauge	320-TG-8203	22
22	Temperature gauge	320-TG-8204	23
23	Temperature gauge	320-TG-8205	24
24			
25			
26			
27			
28			
29			
30			
31			
32			
33			
34			
35			
36			
37			
38			
39			
40			
41			
42			
43			
44			
45			
46			
47			
48			
49			
50			
51			
52			
53			
54			
55			

**Notes:**



GENERAL	1	Tag Number		320-PG-8201	
	2	Service		Air pressure	
	3	P&ID No.		17735-03	
	4	Location		Package inlet	
	5	Ingress Protection		IP65	
	6				
	7				
	8				
PROCESS CONDITIONS	9	Fluid	State	Air	Vapor
	10	Pressure	Norm. Max.	9,5	
	11	Temperature	Norm. Max.	46	
	12	Design	Press. Temp.	12,5 bar(g)	65 °C
	13	Ambient Temp.	Min. Max.	0 °C	49 °C
	14				
	15				
	16				
	17				
	18				
GAUGE	19	Type		Bourdon tube	
	20	Range	Unit	0...16	bar(g)
	21	Mounting		Panel mounted, with front flange	
	22	Dial Size	Dial Color	100 mm	White. Black numbers
	23	Case Material		SS316L	
	24	Ring Construction	Ring Material	Bayonet	SS316L
	25	Blow-Out Protection		Yes @ Back	
	26	Lens Material		Shatterproof laminated safety glass	
	27	Pressure Element Material		SS316L	
	28	Socket Material		SS316L	
	29	Connection Size		1/2" NPT-M	
	30	Connection Location		Back-bottom	
	31	Movement Material		SS316L	
	32	Nominal Accuracy		±1,0 % of span	
	33	Gauge Filling		Glycerin	
	34	Over Range Protection		1,3 x full scale value	
	35				
	36				
	37				
OPTIONS	38	Snubber	Material	N/A	N/A
	39	Gauge Savers	Material	N/A	N/A
	40	Manifold (Block & Bleed)		Yes (2-way manifolds)	
	41	Block valve (Hand ball valve)		Yes (3/4")	
	42				
	43				
CERTIFICATES	44				
	45	Calibration certificate		Yes	
	46	3.1 Material certificate		Yes	
	47				
	48				
PURCHASE	49				
	50				
	51	Manufacturer		According to approved vendor list	
	52	Model		VTA	
	53				
	54				
	55				
56					
57					

**NOTES :**

				<b>INSTRUMENT DATASHEET</b> Pressure Gauge 		 شرکت توسعه صنایع لوات Lavan Industry Development Company	
01	TT	9-11-2023	For Approval	Sheet 2 of 24 Based on P&ID Rev.01			
Rev	By	Date	Description				



GENERAL	1	Tag Number		320-PG-8202	
	2	Service		Air pressure	
	3	P&ID No.		17735-03	
	4	Location		Suction 2nd stage	
	5	Ingress Protection		IP65	
	6				
	7				
	8				
PROCESS CONDITIONS	9	Fluid	State	Air	Vapor
	10	Pressure	Norm. Max.	23,3 bar(g)	
	11	Temperature	Norm. Max.	157 °C	
	12	Design	Press. Temp.	29 bar(g)	175 °C
	13	Ambient Temp.	Min. Max.	0 °C	49 °C
	14				
	15				
	16				
	17				
	18				
GAUGE	19	Type		Bourdon tube	
	20	Range	Unit	0...40	bar(g)
	21	Mounting		Panel mounted, with front flange	
	22	Dial Size	Dial Color	100 mm	White. Black numbers
	23	Case Material		SS316L	
	24	Ring Construction	Ring Material	Bayonet	SS316L
	25	Blow-Out Protection		Yes @ Back	
	26	Lens Material		Shatterproof laminated safety glass	
	27	Pressure Element Material		SS316L	
	28	Socket Material		SS316L	
	29	Connection Size		1/2" NPT-M	
	30	Connection Location		Back-bottom	
	31	Movement Material		SS316L	
	32	Nominal Accuracy		±1,0 % of span	
	33	Gauge Filling		Silicone	
	34	Over Range Protection		1,3 x full scale value	
	35				
	36				
37					
OPTIONS	38	Snubber	Material	N/A	N/A
	39	Gauge Savers	Material	N/A	N/A
	40	Manifold (Block & Bleed)		Yes (2-way manifolds)	
	41	Block valve (Hand ball valve)		Yes (3/4")	
	42				
	43				
CERTIFICATES	44				
	45	Calibration certificate		Yes	
	46	3.1 Material certificate		Yes	
	47				
	48				
PURCHASE	49				
	50				
	51	Manufacturer		According to approved vendor list	
	52	Model		VTA	
	53				
	54				
	55				
56					
57					

**NOTES :**

				<b>INSTRUMENT DATASHEET</b> Pressure Gauge 		 شرکت توسعه صنایع لایان Lavan Industry Development Company	
01	TT	9-11-2023	For Approval			Sheet 3 of 24	
Rev	By	Date	Description			Based on P&ID Rev.01	



GENERAL	1	Tag Number		320-PG-8203	
	2	Service		Gas pressure	
	3	P&ID No.		17735-03	
	4	Location		Outlet package	
	5	Ingress Protection		IP65	
	6				
	7				
	8				
PROCESS CONDITIONS	9	Fluid	State	Air	Vapor
	10	Pressure	Norm. Max.	30 bar(g)	
	11	Temperature	Norm. Max.	116 °C	52 °C
	12	Design	Press. Temp.	39 bar(g)	135°C
	13	Ambient Temp.	Min. Max.	0 °C	49 °C
	14				
	15				
	16				
	17				
GAUGE	19	Type		Bourdon tube	
	20	Range	Unit	0...60	bar(g)
	21	Mounting		Panel mounted, with front flange	
	22	Dial Size	Dial Color	100 mm	White. Black numbers
	23	Case Material		SS316L	
	24	Ring Construction	Ring Material	Bayonet	SS316L
	25	Blow-Out Protection		Yes @ Back	
	26	Lens Material		Shatterproof laminated safety glass	
	27	Pressure Element Material		SS316L	
	28	Socket Material		SS316L	
	29	Connection Size		1/2" NPT-M	
	30	Connection Location		Back-bottom	
	31	Movement Material		SS316L	
	32	Nominal Accuracy		±1,0 % of span	
	33	Gauge Filling		Silicone	
	34	Over Range Protection		1,3 x full scale value	
	35				
	36				
37					
OPTIONS	38	Snubber	Material	N/A	N/A
	39	Gauge Savers	Material	N/A	N/A
	40	Manifold (Block & Bleed)		Yes (2-way manifolds)	
	41	Block valve (Hand ball valve)		Yes (3/4")	
	42				
	43				
CERTIFICATES	44				
	45	Calibration certificate		Yes	
	46	3.1 Material certificate		Yes	
	47				
	48				
PURCHASE	49				
	50				
	51	Manufacturer		According to approved vendor list	
	52	Model		VTA	
	53				
	54				
	55				
56					
57					

**NOTES :**

				<b>INSTRUMENT DATASHEET</b> Pressure Gauge		 شركة توسعه صنایع لوان Lavan Industry Development Company
						
01	TT	9-11-2023	For Approval			Sheet 4 of 24
Rev	By	Date	Description			Based on P&ID Rev.01



GENERAL	1	Tag Number		320-PG-8204	
	2	Service		Liquid pressure	
	3	P&ID No.		17735-03	
	4	Location		Cooling water inlet	
	5	Ingress Protection		IP65	
	6				
	7				
	8				
PROCESS CONDITIONS	9	Fluid	State	Water	Vapor
	10	Pressure	Norm. Max.	4,5 bar(g)	
	11	Temperature	Norm. Max.	36 °C	
	12	Design	Press. Temp.	6 bar(g)	55 °C
	13	Ambient Temp.	Min. Max.	0 °C	49 °C
	14				
	15				
	16				
	17				
	18				
GAUGE	19	Type		Bourdon tube	
	20	Range	Unit	0...10	bar(g)
	21	Mounting		Panel mounted, with front flange	
	22	Dial Size	Dial Color	100 mm	White. Black numbers
	23	Case Material		SS316L	
	24	Ring Construction	Ring Material	Bayonet	SS316L
	25	Blow-Out Protection		Yes @ Back	
	26	Lens Material		Shatterproof laminated safety glass	
	27	Pressure Element Material		SS316L	
	28	Socket Material		SS316L	
	29	Connection Size		1/2" NPT-M	
	30	Connection Location		Back-bottom	
	31	Movement Material		SS316L	
	32	Nominal Accuracy		±1,0 % of span	
	33	Gauge Filling		Glycerine	
	34	Over Range Protection		1,3 x full scale value	
	35				
	36				
37					
OPTIONS	38	Snubber	Material	N/A	N/A
	39	Gauge Savers	Material	N/A	N/A
	40	Manifold (Block & Bleed)		Yes (2-way manifolds)	
	41	Block valve (Hand ball valve)		Yes (3/4")	
	42				
	43				
CERTIFICATES	44				
	45	Calibration certificate		Yes	
	46	3.1 Material certificate		Yes	
	47				
	48				
PURCHASE	49				
	50				
	51	Manufacturer		According to approved vendor list	
	52	Model		VTA	
	53				
	54				
	55				
56					
57					

**NOTES :**

				<b>INSTRUMENT DATASHEET</b>		
				Pressure Gauge		
						
01	TT	9-11-2023	For Approval			Sheet 5 of 24
Rev	By	Date	Description			Based on P&ID Rev.01

GENERAL	1	Tag Number		320-PT-8201		
	2	Service		Air pressure		
	3	P&ID No.		17735-03		
	4	Location		Package inlet		
	5	Ingress Protection		IP65		
	6					
	7					
	8					
PROCESS CONDITIONS	9	Fluid	State	Air	Vapor	
	10	Pressure	Norm. Max.	9,5		
	11	Temperature	Norm. Max.	46		
	12	Design	Press. Temp.	12,5 bar(g)	65 °C	
	13	Ambient Temp.	Min. Max.	0 °C	49 °C	
	14	Setpoint	LL	L	6,5 bar(g)	
	15		H	HH	12 bar(g)	
	16					
	17					
18						
TRANSMITTER	19	Function		Field mounted		
	20	Element Type		Bourdon tube		
	21	Element Material		SS316L		
	22	Housing Material		SS316L		
	23	Power Supply		24 VDC, 2-wire, loop powered		
	24	Process Conn.	Electric Conn.	½" NPTM	ISO M20 x 1,5	
	25	Accuracy		± 0.1% of span		
	26	Calibrated Range	Unit	0...16	bar(g)	
	27	Adjustable Range	Unit		bar(g)	
	28	Allow. Press.	Allow. Temp.			
	29	Area Classification		safe area		
	30	Communication Protocol		Smart , HART		
	31	Output Signal		4 - 20 mA		
	32	Sensor Fill Fluid		Glycerine		
	33					
34						
35						
36						
OPTIONS	37	Integral Meter	Scale	Yes, LCD	bar(g)	
	38	Lightning And Surge Protection		N/A		
	39	Mounting facilities		Bracket		
	40	Manifold (Block & Bleed)		Yes (2-way manifolds)		
	41	Housing ground connection		Yes, external (tightened with screws)		
	42	Cable Gland		Yes, Eex 'd' certified (Airpack scope)		
	43	Block valve (Hand ball valve)		No		
CERTIFICATES	44	Calibration certificate		Yes		
	45	3.1 Material certificate		Yes		
	46					
	47					
	48					
PURCHASE	51	Manufacturer		According to approved vendor list		
	52	Model		VTA		
	53					
	54					
	55					
	56					
	57					

**NOTES :**

				<b>INSTRUMENT DATASHEET</b> Pressure Transmitter 		شرکت توسعه صنایع لایوان  Lavan Industry Development Company	
01	TT	9-11-2023	For Approval	Sheet 6 of 24 Based on P&ID Rev.01			
Rev	By	Date	Description				

GENERAL	1	Tag Number		320-PT-8202		
	2	Service		Air pressure		
	3	P&ID No.		17735-03		
	4	Location		2nd stage suction		
	5	Ingress Protection		IP65		
	6					
	7					
	8					
PROCESS CONDITIONS	9	Fluid	State	Air	Vapor	
	10	Pressure	Norm. Max.	23,3 bar(g)		
	11	Temperature	Norm. Max.	157 °C		
	12	Design	Press. Temp.	30,5 bar(g)	175 °C	
	13	Ambient Temp.	Min. Max.	0 °C	49 °C	
	14	Setpoint	LL	L	15,5 bar(g)	19 bar(g)
	15		H	HH		
	16					
	17					
	18					
TRANSMITTER	19	Function		Field mounted		
	20	Element Type		Bourdon tube		
	21	Element Material		SS316L		
	22	Housing Material		SS316L		
	23	Power Supply		24 VDC, 2-wire, loop powered		
	24	Process Conn.	Electric Conn.	½" NPTM	ISO M20 x 1,5	
	25	Accuracy		± 0.1% of span		
	26	Calibrated Range	Unit	0..60	bar(g)	
	27	Adjustable Range	Unit		bar(g)	
	28	Allow. Press.	Allow. Temp.			
	29	Area Classification		safe area		
	30	Communication Protocol		Smart , HART		
	31	Output Signal		4 - 20 mA		
	32	Sensor Fill Fluid		Silicone oil		
	33					
34						
35						
36						
OPTIONS	37	Integral Meter	Scale	Yes, LCD	bar(g)	
	38	Lightning And Surge Protection		N/A		
	39	Mounting facilities		Bracket		
	40	Manifold (Block & Bleed)		Yes (2-way manifolds)		
	41	Housing ground connection		Yes, external (tightened with screws)		
	42	Cable Gland		Yes, Eex 'd' certified (Airpack scope)		
	43	Block valve (Hand ball valve)		No		
	44	Calibration certificate		Yes		
CERTIFICATES	45	3.1 Material certificate		Yes		
	46					
	47					
	48					
	49					
	50					
PURCHASE	51	Manufacturer		According to approved vendor list		
	52	Model		VTA		
	53					
	54					
	55					
	56					
	57					

**NOTES :**

GENERAL	1	Tag Number		320-PT-8203	
	2	Service		Air pressure	
	3	P&ID No.		17735-03	
	4	Location		Package outlet	
	5	Ingress Protection		IP65	
	6				
	7				
	8				
PROCESS CONDITIONS	9	Fluid	State	Air	Vapor
	10	Pressure	Norm. Max.	30 bar(g)	
	11	Temperature	Norm. Max.		60 °C
	12	Design	Press. Temp.	39 bar(g)	75 °C
	13	Ambient Temp.	Min. Max.	0 °C	49 °C
	14	Setpoint	LL	L	25 bar(g)
	15		H	HH	39 bar(g)
	16				
	17				
	18				
TRANSMITTER	19	Function		Field mounted	
	20	Element Type		Bourdon tube	
	21	Element Material		SS316L	
	22	Housing Material		SS316L	
	23	Power Supply		24 VDC, 2-wire, loop powered	
	24	Process Conn.	Electric Conn.	½" NPTM	ISO M20 x 1,5
	25	Accuracy		± 0.1% of span	
	26	Calibrated Range	Unit	0...60	bar(g)
	27	Adjustable Range	Unit		bar(g)
	28	Allow. Press.	Allow. Temp.		
	29	Area Classification		safe area	
	30	Communication Protocol		Smart , HART	
	31	Output Signal		4 - 20 mA	
	32	Sensor Fill Fluid		Silicone oil	
	33				
34					
35					
36					
OPTIONS	37	Integral Meter	Scale	Yes, LCD	bar(g)
	38	Lightning And Surge Protection		N/A	
	39	Mounting facilities		Bracket	
	40	Manifold (Block & Bleed)		Yes (2-way manifolds)	
	41	Housing ground connection		Yes, external (tightened with screws)	
	42	Cable Gland		Yes, Eex 'd' certified (Airpack scope)	
	43	Block valve (Hand ball valve)		No	
CERTIFICATES	44	Calibration certificate		Yes	
	45	3.1 Material certificate		Yes	
	46				
	47				
	48				
PURCHASE	51	Manufacturer		According to approved vendor list	
	52	Model		VTA	
	53				
	54				
	55				
	56				
	57				



**NOTES :**

GENERAL	1	Tag Number		320-PT-8204		
	2	Service		Liquid Pressure		
	3	P&ID No.		17735-03		
	4	Location		Oil system		
	5	Ingress Protection		IP65		
	6					
	7					
	8					
PROCESS CONDITIONS	9	Fluid	State	Oil	liquid	
	10	Pressure	Norm. Max.	1,7	2,0 bar(g)	
	11	Temperature	Norm. Max.		70 °C	
	12	Design	Press. Temp.	2,5	85 °C	
	13	Ambient Temp.	Min. Max.	0 °C	49 °C	
	14	Setpoint	LL	L	1	
	15		H	HH		
	16					
	17					
18						
TRANSMITTER	19	Function		Field mounted		
	20	Element Type		Bourdon tube		
	21	Element Material		SS316L		
	22	Housing Material		SS316L		
	23	Power Supply		24 VDC, 2-wire, loop powered		
	24	Process Conn.	Electric Conn.	½" NPTM	ISO M20 x 1,5	
	25	Accuracy		± 0.1% of span		
	26	Calibrated Range	Unit	-1...	bar(g)	
	27	Adjustable Range	Unit		bar(g)	
	28	Allow. Press.	Allow. Temp.			
	29	Area Classification		safe area		
	30	Communication Protocol		Smart , HART		
	31	Output Signal		4 - 20 mA		
	32	Sensor Fill Fluid		Glycerin		
	33					
34						
35						
36						
OPTIONS	37	Integral Meter	Scale	Yes, LCD	bar(g)	
	38	Lightning And Surge Protection		N/A		
	39	Mounting facilities		Bracket		
	40	Manifold (Block & Bleed)		Yes (2-way manifolds lockable)		
	41	Housing ground connection		Yes, external (tightened with screws)		
	42	Cable Gland		Yes, Eex 'd' certified (Airpack scope)		
	43	Block valve (Hand ball valve)		No		
CERTIFICATES	44	Calibration certificate		Yes		
	45	3.1 Material certificate		Yes		
	46					
	47					
	48					
PURCHASE	51	Manufacturer		According to approved vendor list		
	52	Model		VTA		
	53					
	54					
	55					
	56					
	57					

**NOTES :**

GENERAL	1	Tag Number		320-TT-8201	
	2	Service		Air temperature	
	3	P&ID No.		17735-03	
	4	Location		1st stage suction	
	5	Ingress Protection		IP65	
	6				
	7				
	8				
PROCESS CONDITIONS	9	Fluid	State	Air	Vapor
	10	Pressure	Norm. Max.	9,5	
	11	Temperature	Norm. Max.	46	
	12	Design	Press. Temp.	12,5 bar(g)	65 °C
	13	Ambient Temp.	Min. Max.	0 °C	49 °C
	14	Setpoint	LL L		40 °C
	15		H HH	50 °C	
TRANSMITTER	17	Function		Field mounted	
	18	Transmitter Type		Temperature	
	19	RTD Types Supported		N/A	
	20	Thermocouples Types Supported		Yes, TC type 'K'	
	21	MV Type Supported		N/A	
	22	Cold Junction Compensation			
	23	Housing Material		SS 316	
	24	Power supply		24 VDC, 2 wire, loop powered	
	25	Electric Conn.		ISO M20 x 1,5	
	26	Accuracy		± 0.1% of span	
	27	Calibrated Range	Unit	0...100	°C
	28	Burn-out Protection/Loss of Input			
	29	Area Classification		Safe area	
	30	Communication Protocol		Smart , HART	
	31	Output Signal		4-20 mA	
	32	Adjustable Range		Yes	
	33				
	34				
	35				
	36				
37					
38					
39					
40					
OPTIONS	42	Integral Meter	Scale	Yes, LCD	°C
	43	Lightning And Surge Protection		N/A	
	44	Mounting facilities		Bracket	
	45	Housing ground connection		Yes, external (tightened with screws)	
	46	Cable Gland		Yes, Eex 'd' certified (Airpack scope)	
CERTIFICATES	47	Calibration certificate		Yes	
	48				
	49				
	50				
	51				
	52				
PURCHASE	53	Manufacturer		According to approved vendor list	
	54	Model		VTA	
	55				
	56				
	57				

Notes:

				INSTRUMENT DATASHEET			
				Temperature Transmitter			
01	TT	9-11-2023	For Approval			Sheet	10 of 24
Rev	By	Date	Description			Based on P&ID Rev.01	

GENERAL	1	Thermowell Tag Number		320-TW-8201	
	2	Service		Air temperature	
	3	P&ID No.		17735-03	
	4	Location		Air inlet	
	5				
	6				
	7				
	8				
PROCESS CONDITIONS	9	Fluid	State	Air	Vapor
	10	Pressure	Norm. Max.	9,5	
	11	Temperature	Norm. Max.	46	
	12	Design	Press. Temp.	12,5 bar(g)	65 °C
	13	Ambient Temp.	Min. Max.	0 °C	49 °C
	14				
	15				
	16				
THERMOWELL	19	Material		SS 316	
	20	Construction		Solid bar stock	
	21	Process Connection		1 1/2 flange	
	22	Instrument Connection		3/4" NPT	
	23	Stem Diameter			
	24	Bore Diameter			
	25	U-length			
	26				
	27				
	28				
	29				
ELEMENT	30	Element Tag Number		320-TT-8201	
	31	Construction		Sensor with lead wire, transition and relief spring	
	32	Type Of Element			
	33	Type Of Element			
	34	Accuracy Class			
	35	Outside Diameter Sensor			
	36	Connection			
	37	Element Length		To fit in Thermowell	
	38	Type Of Cable		Armoured	
	39	Cable Length		5	
	40	Sheat Material		SS 316	
	41				
	42				
OPTIONS	46				
	47				
	48				
CERTIFICATES	49	3.1 Material certificate		Yes	
	50	Calibration certificate		Yes	
	51				
	52				
CALCULATIONS	53				
	54				
	55				
	56				
	57				

**NOTES :**

GENERAL	1	Tag Number		320-TT-8202		
	2	Service		Air temperature		
	3	P&ID No.		17735-03		
	4	Location		1st stage discharge		
	5	Ingress Protection		IP65		
	6					
	7					
	8					
PROCESS CONDITIONS	9	Fluid	State	Air	Vapor	
	10	Pressure	Norm. Max.	23,3 bar(g)		
	11	Temperature	Norm. Max.	157 °C		
	12	Design	Press. Temp.	30,5 bar(g)	175 °C	
	13	Ambient Temp.	Min. Max.	0 °C	49 °C	
	14	Setpoint	LL	L		145 °C
	15		H	HH	165 °C	
TRANSMITTER	16					
	17	Function		Field mounted		
	18	Transmitter Type		Temperature		
	19	RTD Types Supported		N/A		
	20	Thermocouples Types Supported		Yes, TC type 'K'		
	21	MV Type Supported		N/A		
	22	Cold Junction Compensation				
	23	Housing Material		SS 316		
	24	Power supply		24 VDC, 2 wire, loop powered		
	25	Electric Conn.		ISO M20 x 1,5		
	26	Accuracy		± 0.1% of span		
	27	Calibrated Range	Unit	0...250	°C	
	28	Burn-out Protection/Loss of Input				
	29	Area Classification		Ex II 2G IIA/B T3/Zone 2, Eex'ia"		
	30	Communication Protocol		Smart , HART		
	31	Output Signal		4-20 mA		
	32	Adjustable Range		Yes		
	33					
	34					
	35					
36						
37						
38						
39						
40						
OPTIONS	41					
	42	Integral Meter	Scale	Yes, LCD	°C	
	43	Lightning And Surge Protection		N/A		
	44	Mounting facilities		Bracket		
	45	Housing ground connection		Yes, external (tightened with screws)		
CERTIFICATES	46	Cable Gland		Yes, Eex 'd' certified (Airpack scope)		
	47	Calibration certificate		Yes		
	48					
	49					
	50					
PURCHASE	51					
	52					
	53	Manufacturer		According to approved vendor list		
	54	Model		VTA		
	55					
56						
57						

**Notes:**

GENERAL	1	ThermowellTag Number		320-TW-8202	
	2	Service		Air temperature	
	3	P&ID No.		17735-03	
	4	Location		1st stage discharge	
	5				
	6				
	7				
	8				
PROCESS CONDITIONS	9	Fluid	State	Air	Vapor
	10	Pressure	Norm. Max.	23,3 bar(g)	
	11	Temperature	Norm. Max.	157 °C	
	12	Design	Press. Temp.	30,5 bar(g)	175 °C
	13	Ambient Temp.	Min. Max.	0 °C	49 °C
	14				
	15				
	16				
THERMOWELL	19	Material		SS 316	
	20	Construction		Solid bar stock	
	21	Process Connection		1 1/2 flange	
	22	Instrument Connection		3/4" NPT	
	23	Stem Diameter			
	24	Bore Diameter			
	25	U-length			
	26				
	27				
	28				
	29				
ELEMENT	30	ElementTag Number		320-TT-8202	
	31	Construction		Sensor with lead wire, transition and relief spring	
	32	Type Of Element			
	33	Type Of Element			
	34	Accuracy Class			
	35	Outside Diameter Sensor			
	36	Connection			
	37	Element Length		To fit in Thermowell	
	38	Type Of Cable		Armoured	
	39	Cable Length		5 m	
	40	Sheat Material		SS 316	
	41				
	42				
OPTIONS	46				
	47				
	48				
CERTIFICATES	49	3.1 Material certificate		Yes	
	50	Calibration certificate		Yes	
	51				
	52				
CALCULATIONS	53				
	54				
	55				
	56				
	57				

**NOTES :**

GENERAL	1	Tag Number		320-TT-8203		
	2	Service		Air temperature		
	3	P&ID No.		17735-03		
	4	Location		2nd stage suction		
	5	Ingress Protection		IP65		
	6					
	7					
	8					
PROCESS CONDITIONS	9	Fluid	State	Air	Vapor	
	10	Pressure	Norm. Max.	23,3 bar(g)		
	11	Temperature	Norm. Max.	157 °C		
	12	Design	Press. Temp.	29 bar(g)	75 °C	
	13	Ambient Temp.	Min. Max.	0 °C	49 °C	
	14	Setpoint	LL	L		
	15		H	HH	65	70
TRANSMITTER	16					
	17	Function		Field mounted		
	18	Transmitter Type		Temperature		
	19	RTD Types Supported		N/A		
	20	Thermocouples Types Supported		Yes, TC type 'K'		
	21	MV Type Supported		N/A		
	22	Cold Junction Compensation				
	23	Housing Material		SS 316		
	24	Power supply		24 VDC, 2 wire, loop powered		
	25	Electric Conn.		ISO M20 x 1,5		
	26	Accuracy		± 0.1% of span		
	27	Calibrated Range	Unit	0...250	°C	
	28	Burn-out Protection/Loss of Input				
	29	Area Classification		Ex II 2G IIA/B T3/Zone 2, Eex'ia"		
	30	Communication Protocol		Smart , HART		
	31	Output Signal		4-20 mA		
	32	Adjustable Range		Yes		
	33					
	34					
	35					
OPTIONS	42	Integral Meter	Scale	Yes, LCD	°C	
	43	Lightning And Surge Protection		N/A		
	44	Mounting facilities		Bracket		
	45	Housing ground connection		Yes, external (tightened with screws)		
CERTIFICATES	46	Cable Gland		Yes, Eex 'd' certified (Airpack scope)		
	47	Calibration certificate		Yes		
	48					
	49					
	50					
PURCHASE	53	Manufacturer		According to approved vendor list		
	54	Model		VTA		
	55					
	56					
57						

**Notes:**

GENERAL	1	Thermowell Tag Number		320-TW-8203	
	2	Service		Air temperature	
	3	P&ID No.		17735-03	
	4	Location		2nd stage suction	
	5				
	6				
	7				
	8				
PROCESS CONDITIONS	9	Fluid	State	Air	Vapor
	10	Pressure	Norm. Max.	23,3 bar(g)	
	11	Temperature	Norm. Max.	157 °C	
	12	Design	Press. Temp.	29 bar(g)	75 °C
	13	Ambient Temp.	Min. Max.	0 °C	49 °C
	14				
	15				
	16				
THERMOWELL	19	Material		SS 316	
	20	Construction		Solid bar stock	
	21	Process Connection		1 1/2 flange	
	22	Instrument Connection		3/4" NPT	
	23	Stem Diameter			
	24	Bore Diameter			
	25	U-length			
	26				
	27				
	28				
	29				
ELEMENT	30	Element Tag Number		320-TT-8203	
	31	Construction		Sensor with lead wire, transition and relief spring	
	32	Type Of Element			
	33	Type Of Element			
	34	Accuracy Class			
	35	Outside Diameter Sensor			
	36	Connection			
	37	Element Length		To fit in Thermowell	
	38	Type Of Cable		Armoured	
	39	Cable Length		5m	
	40	Sheat Material		SS 316	
	41				
	42				
OPTIONS	46				
	47				
	48				
CERTIFICATES	49	3.1 Material certificate		Yes	
	50	Calibration certificate		Yes	
	51				
	52				
CALCULATIONS	53				
	54				
	55				
	56				
	57				

**NOTES :**

GENERAL	1	Tag Number		320-TT-8204		
	2	Service		Air temperature		
	3	P&ID No.		17735-03		
	4	Location		Second stage discharge		
	5	Ingress Protection		IP65		
	6					
	7					
	8					
PROCESS CONDITIONS	9	Fluid	State	Air	Vapor	
	10	Pressure	Norm. Max.	22,1 bar(g)		
	11	Temperature	Norm. Max.	116 °C		
	12	Design	Press. Temp.	39 bar(g)	135 °C	
	13	Ambient Temp.	Min. Max.	0 °C	49 °C	
	14	Setpoint	LL	L		105 °C
	15		H	HH	125 °C	
	16					
TRANSMITTER	17	Function		Field mounted		
	18	Transmitter Type		Temperature		
	19	RTD Types Supported		N/A		
	20	Thermocouples Types Supported		Yes, TC type 'K'		
	21	MV Type Supported		N/A		
	22	Cold Junction Compensation				
	23	Housing Material		SS 316		
	24	Power supply		24 VDC, 2 wire, loop powered		
	25	Electric Conn.		ISO M20 x 1,5		
	26	Accuracy		± 0.1% of span		
	27	Calibrated Range	Unit	0...160		°C
	28	Burn-out Protection/Loss of Input				
	29	Area Classification		Ex II 2G IIA/B T3/Zone 2, Eex'ia"		
	30	Communication Protocol		Smart , HART		
	31	Output Signal		4-20 mA		
	32	Adjustable Range		Yes		
	33					
	34					
	35					
	36					
37						
38						
39						
40						
41						
OPTIONS	42	Integral Meter	Scale	Yes, LCD	°C	
	43	Lightning And Surge Protection		N/A		
	44	Mounting facilities		Bracket		
	45	Housing ground connection		Yes, external (tightened with screws)		
	46	Cable Gland		Yes, Eex 'd' certified (Airpack scope)		
CERTIFICATES	47	Calibration certificate		Yes		
	48					
	49					
	50					
	51					
	52					
PURCHASE	53	Manufacturer		According to approved vendor list		
	54	Model		VTA		
	55					
	56					
	57					

**Notes:**

GENERAL	1	Thermowell Tag Number		320-TW-8204	
	2	Service		Air temperature	
	3	P&ID No.		17735-03	
	4	Location		Second stage discharge	
	5				
	6				
	7				
	8				
PROCESS CONDITIONS	9	Fluid	State	Air	Vapor
	10	Pressure	Norm. Max.	30 bar(g)	
	11	Temperature	Norm. Max.	116 °C	
	12	Design	Press. Temp.	39 bar(g)	135 °C
	13	Ambient Temp.	Min. Max.	0 °C	49 °C
	14				
	15				
	16				
THERMOWELL	19	Material		SS 316	
	20	Construction		Solid bar stock	
	21	Process Connection		1 1/2 flange	
	22	Instrument Connection		3/4" NPT	
	23	Stem Diameter			
	24	Bore Diameter			
	25	U-length			
	26				
	27				
	28				
ELEMENT	30	Element Tag Number		320-TT-8204	
	31	Construction		Sensor with lead wire, transition and relief spring	
	32	Type Of Element			
	33	Type Of Element			
	34	Accuracy Class			
	35	Outside Diameter Sensor			
	36	Connection			
	37	Element Length		To fit in Thermowell	
	38	Type Of Cable		Armoured	
	39	Cable Length		5m	
	40	Sheat Material		SS 316	
	41				
OPTIONS	46				
	47				
	48				
CERTIFICATES	49	3.1 Material certificate			
	50	Calibration certificate			
	51				
	52				
CALCULATIONS	53				
	54				
	55				
	56				
	57				

**NOTES :**

GENERAL	1	Tag Number		320-TT-8205		
	2	Service		Air temperature		
	3	P&ID No.		17735-03		
	4	Location		Package outlet		
	5	Ingress Protection		IP65		
	6					
	7					
	8					
PROCESS CONDITIONS	9	Fluid	State	Air	Vapor	
	10	Pressure	Norm. Max.	30 bar(g)		
	11	Temperature	Norm. Max.	60°C		
	12	Design	Press. Temp.	39 bar(g)	75 °C	
	13	Ambient Temp.	Min. Max.	0 °C	49 °C	
	14	Setpoint	LL	L		
	15		H	HH	65	70
TRANSMITTER	16					
	17	Function		Field mounted		
	18	Transmitter Type		Temperature		
	19	RTD Types Supported		N/A		
	20	Thermocouples Types Supported		Yes, TC type 'K'		
	21	MV Type Supported		N/A		
	22	Cold Junction Compensation				
	23	Housing Material		SS 316		
	24	Power supply		24 VDC, 2 wire, loop powered		
	25	Electric Conn.		ISO M20 x 1,5		
	26	Accuracy		± 0.1% of span		
	27	Calibrated Range	Unit	0...160	°C	
	28	Burn-out Protection/Loss of Input				
	29	Area Classification		Ex II 2G IIA/B T3/Zone 2, Eex'ia"		
	30	Communication Protocol		Smart , HART		
	31	Output Signal		4-20 mA		
	32	Adjustable Range		Yes		
	33					
	34					
	35					
OPTIONS	42	Integral Meter	Scale	Yes, LCD	°C	
	43	Lightning And Surge Protection		N/A		
	44	Mounting facilities		Bracket		
	45	Housing ground connection		Yes, external (tightened with screws)		
	46	Cable Gland		Yes, Eex 'd' certified (Airpack scope)		
CERTIFICATES	47	Calibration certificate		Yes		
	48					
	49					
	50					
	51					
	52					
PURCHASE	53	Manufacturer		According to approved vendor list		
	54	Model		VTA		
	55					
	56					
	57					



**Notes:**

GENERAL	1	Thermowell Tag Number		320-TW-8205	
	2	Service		Air temperature	
	3	P&ID No.		17735-03	
	4	Location		Package outlet	
	5				
	6				
	7				
	8				
PROCESS CONDITIONS	9	Fluid	State	Water	Liquid
	10	Pressure	Norm. Max.	30 bar(g)	
	11	Temperature	Norm. Max.	60 °C	
	12	Design	Press. Temp.	39 bar(g)	75 °C
	13	Ambient Temp.	Min. Max.	0 °C	49 °C
	14				
	15				
	16				
THERMOWELL	19	Material		SS 316	
	20	Construction		Solid bar stock	
	21	Process Connection		1 1/2 flange	
	22	Instrument Connection		3/4" NPT	
	23	Stem Diameter			
	24	Bore Diameter			
	25	U-length			
	26				
	27				
	28				
ELEMENT	30	Element Tag Number		320-TT-8205	
	31	Construction		Sensor with lead wire, transition and relief spring	
	32	Type Of Element			
	33	Type Of Element			
	34	Accuracy Class			
	35	Outside Diameter Sensor			
	36	Connection			
	37	Element Length		To fit in Thermowell	
	38	Type Of Cable		Armoured	
	39	Cable Length		5m	
	40	Sheat Material		SS 316	
	OPTIONS	46			
47					
48					
CERTIFICATES	49	3.1 Material certificate			
	50	Calibration certificate			
	51				
	52				
CALCULATIONS	53				
	54				
	55				
	56				
	57				

**NOTES :**



GENERAL	1	Tag Number		320-TG-8201		
	2	Service		Air temperature		
	3	P&ID No.		17735-03		
	4	Location		1st stage suction		
	5	Ingress Protection		IP65		
	6					
	7					
	8					
PROCESS CONDITIONS	9	Fluid	State	Air	Vapor	
	10	Pressure	Norm. Max.	9,5		
	11	Temperature	Norm. Max.	46		
	12	Design	Press. Temp.	12,5 bar(g)	65 °C	
	13	Ambient Temp.	Min. Max.	0 °C	49 °C	
	14					
	15					
	16					
	17					
GAUGE	19	Type		Bourdon tube		
	20	Range	Unit	0...100	°C	
	21	Mounting		Locally mounted		
	22	Dial Size	Dial Color	100 mm	White. Black numbers	
	23	Case Material		SS316L		
	24	Ring Construction	Ring Material	Bayonet	SS316L	
	25	Blow-Out Protection		Yes @ Back		
	26	Lens Material		Shatterproof laminated safety glass		
	27	Pressure Element Material		SS316L		
	28	Socket Material		SS316L		
	29	Connection Size		3/4" NPT-M		
	30	Connection Location		Back-bottom		
	31	Movement Material		SS316L		
	32	Nominal Accuracy		±1,0 % of span		
	33	Gauge Filling		Glycerin		
	34	Over Range Protection		1,3 x full scale value		
	OPTIONS	35				
		36				
37						
38		Snubber	Material	N/A	N/A	
39		Gauge Savers	Material	N/A	N/A	
40		Manifold (Block & Bleed)		No		
CERTIFICATES	41	Block valve (Hand ball valve)		No		
	42					
	43					
	44					
	45	Calibration certificate		Yes		
	46	3.1 Material certificate		Yes		
	PURCHASE	47				
48						
49						
50						
51		Manufacturer		According to approved vendor list		
52		Model		VTA		
53						

**NOTES :**

				<b>INSTRUMENT DATASHEET</b> Pressure Gauge 		شرکت توسعه صنایع لوان <b>Lavan</b> Industry Development Company 	
01	TT	9-11-2023	For Approval			Sheet	20 of 24
Rev	By	Date	Description			Based on P&ID Rev.01	



GENERAL	1	Tag Number		320-TG-8202		
	2	Service		Air temperature		
	3	P&ID No.		17735-03		
	4	Location		1st stage discharge		
	5	Ingress Protection		IP65		
	6					
	7					
	8					
PROCESS CONDITIONS	9	Fluid	State	Air	Vapor	
	10	Pressure	Norm. Max.	23,3 bar(g)		
	11	Temperature	Norm. Max.	157 °C		
	12	Design	Press. Temp.	30,5 bar(g)	175 °C	
	13	Ambient Temp.	Min. Max.	0 °C	49 °C	
	14					
	15					
	16					
GAUGE	19	Type		Bourdon tube		
	20	Range	Unit	0...300	°C	
	21	Mounting		Locally mounted		
	22	Dial Size	Dial Color	100 mm	White, Black numbers	
	23	Case Material		SS316L		
	24	Ring Construction	Ring Material	Bayonet	SS316L	
	25	Blow-Out Protection		Yes @ Back		
	26	Lens Material		Shatterproof laminated safety glass		
	27	Pressure Element Material		SS316L		
	28	Socket Material		SS316L		
	29	Connection Size		3/4" NPT-M		
	30	Connection Location		Back-bottom		
	31	Movement Material		SS316L		
	32	Nominal Accuracy		±1,0 % of span		
	33	Gauge Filling		Silicone		
	34	Over Range Protection		1,3 x full scale value		
	OPTIONS	35				
		36				
37						
38		Snubber	Material	N/A	N/A	
39		Gauge Savers	Material	N/A	N/A	
40		Manifold (Block & Bleed)		No		
CERTIFICATES	41	Block valve (Hand ball valve)		No		
	42					
	43					
	44					
	45	Calibration certificate		Yes		
	46	3.1 Material certificate		Yes		
	47					
PURCHASE	48					
	49					
	50					
	51	Manufacturer		According to approved vendor list		
	52	Model		VTA		
	53					
	54					
55						
56						
57						

**NOTES :**

				<b>INSTRUMENT DATASHEET</b> Pressure Gauge 		شرکت توسعه صنایع لوان <b>Lavan</b> Industry Development Company 	
01	TT	9-11-2023	For Approval			Sheet	21 of 24
Rev	By	Date	Description			Based on P&ID Rev.01	



GENERAL	1	Tag Number		320-TG-8203	
	2	Service		Air temperature	
	3	P&ID No.		17735-03	
	4	Location		2nd stage discharge	
	5	Ingress Protection		IP65	
	6				
	7				
	8				
PROCESS CONDITIONS	9	Fluid	State	Air	Vapor
	10	Pressure	Norm. Max.	23,3 bar(g)	
	11	Temperature	Norm. Max.	157 °C	
	12	Design	Press. Temp.	29 bar(g)	75 °C
	13	Ambient Temp.	Min. Max.	0 °C	49 °C
	14				
	15				
	16				
	17				
	18				
GAUGE	19	Type		Bourdon tube	
	20	Range	Unit	0...200	°C
	21	Mounting		Locally mounted	
	22	Dial Size	Dial Color	100 mm	White, Black numbers
	23	Case Material		SS316L	
	24	Ring Construction	Ring Material	Bayonet	SS316L
	25	Blow-Out Protection		Yes @ Back	
	26	Lens Material		Shatterproof laminated safety glass	
	27	Pressure Element Material		SS316L	
	28	Socket Material		SS316L	
	29	Connection Size		3/4" NPT-M	
	30	Connection Location		Back-bottom	
	31	Movement Material		SS316L	
	32	Nominal Accuracy		±1,0 % of span	
	33	Gauge Filling		Glycerin	
	34	Over Range Protection		1,3 x full scale value	
	35				
	36				
	37				
OPTIONS	38	Snubber	Material	N/A	N/A
	39	Gauge Savers	Material	N/A	N/A
	40	Manifold (Block & Bleed)		No	
	41	Block valve (Hand ball valve)		No	
	42				
	43				
CERTIFICATES	44				
	45	Calibration certificate		Yes	
	46	3.1 Material certificate		Yes	
	47				
	48				
PURCHASE	49				
	50				
	51	Manufacturer		According to approved vendor list	
	52	Model		VTA	
	53				
	54				
	55				
56					
57					

**NOTES :**

				<b>INSTRUMENT DATASHEET</b> Pressure Gauge 		شرکت توسعه صنایع لوان <b>Lavan</b> Industry Development Company 	
01	TT	9-11-2023	For Approval			Sheet	22 of 24
Rev	By	Date	Description			Based on P&ID Rev.01	



GENERAL	1	Tag Number		320-TG-8204	
	2	Service		Air temperature	
	3	P&ID No.		17735-03	
	4	Location		Package outlet	
	5	Ingress Protection		IP65	
	6				
	7				
	8				
PROCESS CONDITIONS	9	Fluid	State	Air	Vapor
	10	Pressure	Norm. Max.	22,1 bar(g)	
	11	Temperature	Norm. Max.	116 °C	
	12	Design	Press. Temp.	39 bar(g)	135 °C
	13	Ambient Temp.	Min. Max.	0 °C	49 °C
	14				
	15				
	16				
	17				
	18				
GAUGE	19	Type		Bourdon tube	
	20	Range	Unit	0...200	°C
	21	Mounting		Panel mounted, with front flange	
	22	Dial Size	Dial Color	100 mm	White, Black numbers
	23	Case Material		SS316L	
	24	Ring Construction	Ring Material	Bayonet	SS316L
	25	Blow-Out Protection		Yes @ Back	
	26	Lens Material		Shatterproof laminated safety glass	
	27	Pressure Element Material		SS316L	
	28	Socket Material		SS316L	
	29	Connection Size		3/4" NPT-M	
	30	Connection Location		Back-bottom	
	31	Movement Material		SS316L	
	32	Nominal Accuracy		±1,0 % of span	
	33	Gauge Filling		Silicone	
	34	Over Range Protection		1,3 x full scale value	
	35				
	36				
37					
OPTIONS	38	Snubber	Material	N/A	N/A
	39	Gauge Savers	Material	N/A	N/A
	40	Manifold (Block & Bleed)		No	
	41	Block valve (Hand ball valve)		No	
	42				
	43				
CERTIFICATES	44				
	45	Calibration certificate		Yes	
	46	3.1 Material certificate		Yes	
	47				
	48				
PURCHASE	49				
	50				
	51	Manufacturer		According to approved vendor list	
	52	Model		VTA	
	53				
	54				
	55				
56					
57					

**NOTES :**

				<b>INSTRUMENT DATASHEET</b> Pressure Gauge 		شرکت توسعه صنایع لوان <b>Lavan</b> Industry Development Company 	
01	TT	9-11-2023	For Approval			Sheet	23 of 24
Rev	By	Date	Description			Based on P&ID Rev.01	

GENERAL	1	Tag Number		320-TG-8205	
	2	Service		Air temperature	
	3	P&ID No.		17735-03	
	4	Location		Cooling water outlet	
	5	Ingress Protection		IP65	
	6				
	7				
	8				
PROCESS CONDITIONS	9	Fluid	State	Water	Liquid
	10	Pressure	Norm. Max.	2,5 bar(g)	4,5 bar(g)
	11	Temperature	Norm. Max.	36 °C	46 °C
	12	Design	Press. Temp.	6 bar(g)	65 °C
	13	Ambient Temp.	Min. Max.	0 °C	49 °C
	14				
	15				
	16				
	17				
	18				
GAUGE	19	Type		Bourdon tube	
	20	Range	Unit	0...100	°C
	21	Mounting		Panel mounted, with front flange	
	22	Dial Size	Dial Color	100 mm	White, Black numbers
	23	Case Material		SS316L	
	24	Ring Construction	Ring Material	Bayonet	SS316L
	25	Blow-Out Protection		Yes @ Back	
	26	Lens Material		Shatterproof laminated safety glass	
	27	Pressure Element Material		SS316L	
	28	Socket Material		SS316L	
	29	Connection Size		3/4" NPT-M	
	30	Connection Location		Back-bottom	
	31	Movement Material		SS316L	
	32	Nominal Accuracy		±1,0 % of span	
	33	Gauge Filling		Glycerin	
	34	Over Range Protection		1,3 x full scale value	
	35				
	36				
37					
OPTIONS	38	Snubber	Material	N/A	N/A
	39	Gauge Savers	Material	N/A	N/A
	40	Manifold (Block & Bleed)		No	
	41	Block valve (Hand ball valve)		No	
	42				
	43				
CERTIFICATES	44				
	45	Calibration certificate		Yes	
	46	3.1 Material certificate		Yes	
	47				
	48				
PURCHASE	49				
	50				
	51	Manufacturer		According to approved vendor list	
	52	Model		VTA	
	53				
	54				
	55				
56					
57					

**NOTES :**

				<b>INSTRUMENT DATASHEET</b> Pressure Gauge 		شرکت توسعه صنعت لوات 	
01	TT	9-11-2023	For Approval			Sheet	24 of 24
Rev	By	Date	Description			Based on P&ID Rev.01	