



LIDCO, Pars SEE Zone, Assaluyeh,
Integrated Methanol and Ammonia
Plant 3000 MTPD MeOH / 900 MTPD NH3 PROJECT



Loop diagrams

Document No. 17735-30

Project No.	Vendor Doc.	P.O. No.	Department	Document Type	Serial No	Revision	Page
N278	VD	6019	EL	DIA	0031	02	Page 1 of 22

**Airpack B.V. - Air Compressor –
Integrated Methanol and Ammonia Plant
17735-COM Loop diagrams (K020)**

REV.	DATE	DESCRIPTION	DRAWN	CHECKED	APPROVED
02	21-12-2023	Issued for Approval	R.T.	S.K.	J.J.
01	07-12-2023	Issued for Approval	R.T.	S.K.	J.J.

This document has been produced by Contractor for LIDCO. It is confidential and cannot be disclosed to or used by any third party for any purpose without prior written consent.

Loop diagrams

Document No. 17735-30

Project No.	Vendor Doc.	P.O. No.	Department	Document Type	Serial No	Revision	Page
N278	VD	6019	EL	DIA	0031	02	Page 2 of 22

LIST OF REVISED PAGES

Rev. Page	01	02	03	04	05	Rev. Page	01	02	03	04	05	Rev. Page	01	02	03	04	05	Rev. Page	01	02	03	04	05
1	X	X				26						51						76					
2	X	X				27						52						77					
3	X	X				28						53						78					
4	X	X				29						54						79					
5	X	X				30						55						80					
6	X	X				31						56						81					
7	X	X				32						57						82					
8	X	X				33						58						83					
9	X	X				34						59						84					
10	X	X				35						60						85					
11	X	X				36						61						86					
12	X	X				37						62						87					
13	X	X				38						63						88					
14	X	X				39						64						89					
15	X	X				40						65						90					
16	X	X				41						66						91					
17	X	X				42						67						92					
18	X	X				43						68						ATTACHMENT					
19	X	X				44						69						1					
20	X	X				45						70						2					
21	X	X				46						71						3					
22	X	X				47						72						4					
23						48						73						5					
24						49						74						6					
25						50						75						7					



Airpack B.V.

4301 RN Zierikzee
The Netherlands

PHONE: (31) (0) 111 - 415455

FAX: (31) (0) 111 - 413338

E-MAIL : AIRPACK@AIRPACK.NL

WEBPAGE : WWW.AIRPACK.NL

Client	:	LAVAN INDUSTRY DEVELOPMENT COMPANY (LIDCO)		
Equipment location	:	IRAN, ONSHORE		
Client reference	:	INTEGRATED METHANOL AND AMMONIA PLANT		
Client dwg. no.	:	N-278-VD-6019-EL-DIA-0031-01		
Airpack reference	:	17735-30 Loop Diagrams		
Airpack dwg. no.	:	17735-30		
Generation date	:	2023-12-07		
E & I manager	:	RBE	Revision no.	: 02
Last modifications	:	2023-12-21		
Last modifications by	:	RTR		



CLIENT DWG NO.	N-278-VD-6019-EL-DIA-0031-01
EQUIPMENT NO.	320-K-020
EQUIPMENT LOCATION	IRAN, ONSHORE

SUBJECT Title page / cover sheet	
ADAPTED TO P&ID REVISION	04
CLIENT	LAVAN INDUSTRY DEVELOPMENT COMPANY (LIDCO)
CLIENT REF.	INTEGRATED METHANOL AND AMMONIA PLANT
AIRPACK REF.	17735-30 Loop Diagrams

DRAWN BY	RTR
CHECKED BY	RBE
LAST MODIFICATION DATE	2023-12-20
AIRPACK DWG NO.	17735-30
REVISION	02
TOTAL PAGE AMOUNT	1

=
+
CURRENT PAGE

COMMENTS ON ELECTRICAL DRAWINGS

LPS AND JB MOUNTED ON SKID
 MATERIAL: SHEET STEEL
 INGRESS. PROTECTION: IP-65
 AREA CLASSIFICATION: SAFE

GLANDS: SS316 GLANDS WITH SHROUDS, IP-66
 CABLE TRAYS: HOT-DIP GALVANIZED

AMBIENT TEMPERATURE: 0 / 49 °C

ALL "IE" CONNECTIONS WILL BE CONNECTED ON A "IE"-BAR

REFERENCE DOCUMENTS:






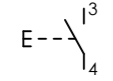


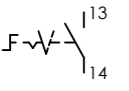
- 17735-03 - N-278-VD-6019-PR-PID-0002-01 - P&ID
- 17735-06 - N-278-VD-6019-IN-LIS-0006-01 - I/O List
- 17735-07 - N-278-VD-6019-IN-DWG-0007-01 - Outline Dimensional Drawings for LCP Panel and Junction Box
- 17735-21 - N-278-VD-6019-GN-PRO-0022-01 - Control Philosophy

SIGNAL PAIRS	
CURRENT LOOPS	POSITIVE: RED NEGATIVE: BLACK
VOLT [FREE] CONTACTS	POSITIVE: BLACK NEGATIVE: WHITE



CLIENT DWG NO.	N-278-VD-6019-EL-DIA-0031-01	SUBJECT		DRAWN BY	RTR	=
EQUIPMENT NO.	320-K-020	Project description		CHECKED BY	RBE	+
EQUIPMENT LOCATION	IRAN, ONSHORE	ADAPTED TO P&ID REVISION	04	LAST MODIFICATION DATE	2023-12-20	CURRENT PAGE
THIS DRAWING IS OWNED BY AIRPACK, AND SHALL NOT BE PRINTED OR COPIED IN ANY OTHER WAY THAN WITH AIRPACKS PERMISSION!		CLIENT	LAVAN INDUSTRY DEVELOPMENT COMPANY (LIDCO)	AIRPACK DWG NO.	17735-30	
		CLIENT REF.	INTEGRATED METHANOL AND AMMONIA PLANT	REVISION	02	
		AIRPACK REF.	17735-30 Loop Diagrams	TOTAL PAGE AMOUNT	2	

SYMBOL LEGEND

SYMBOL	DESCRIPTION	SYMBOL	DESCRIPTION
	CABLE SHIELD		
	EMERGENCY STOP		
	INDICATION LAMP		
	INSTRUMENT EARTH CONNECTION POINT		
	N/C PUSHBUTTON		
	N/O PUSHBUTTON		
	TERMINAL CONNECTION POINT		
	TRANSMITTER CONNECTION POINT		
	TWO-POSITION SELECTOR SWITCH		

300LP-820

LOCAL PUSHBUTTON STATION

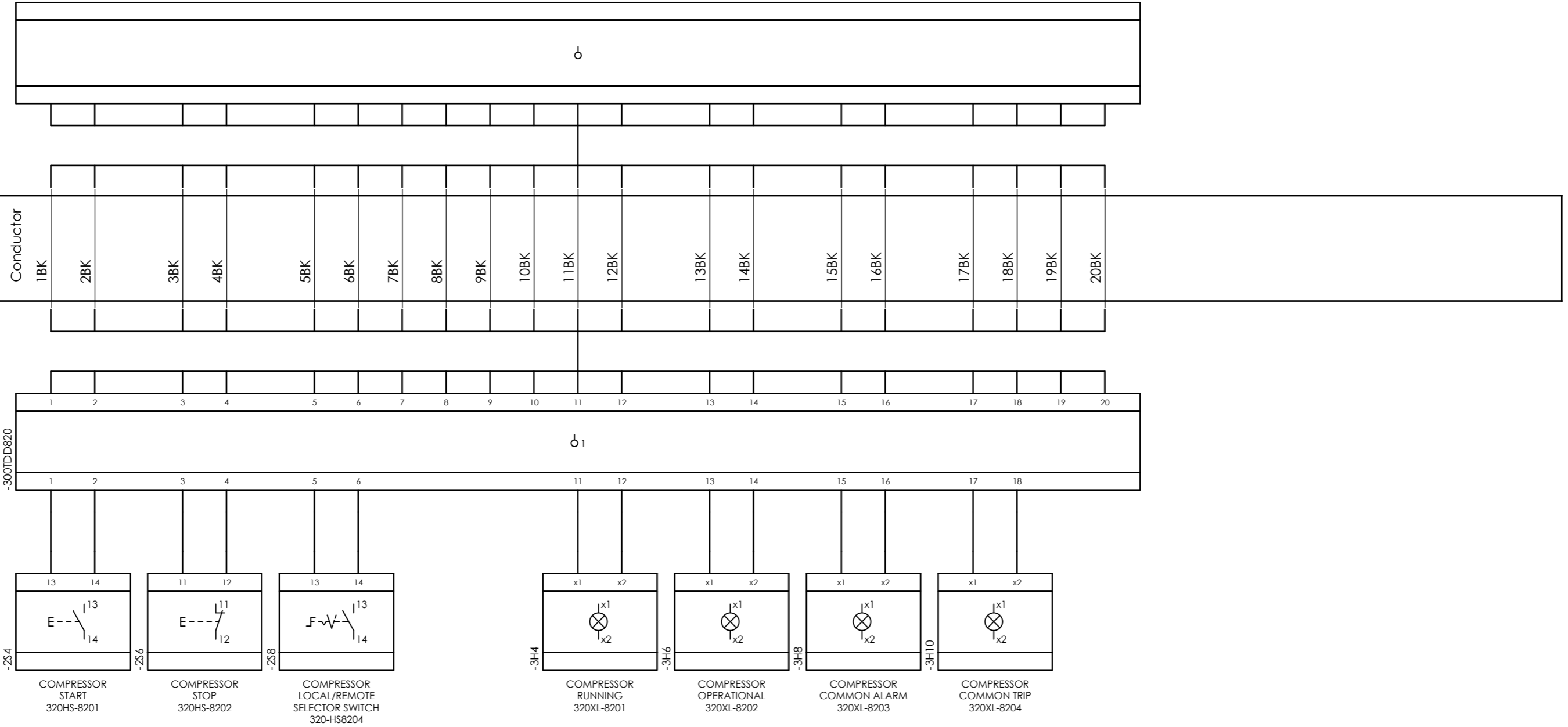


THIS DRAWING IS OWNED BY AIRPACK, AND SHALL NOT BE PRINTED OR COPIED IN ANY OTHER WAY THAN WITH AIRPACKS PERMISSION!	CLIENT DWG NO.	N-278-VD-6019-EL-DIA-0031-01	SUBJECT		DRAWN BY	RTR	= 320-K-020
	EQUIPMENT NO.	320-K-020	PANEL DESCRIPTION		CHECKED BY	RBE	+ 300LP-820
	EQUIPMENT LOCATION	IRAN, ONSHORE	ADAPTED TO P&ID REVISION	04	LAST MODIFICATION DATE	2023-12-20	CURRENT PAGE
	CLIENT	LAVAN INDUSTRY DEVELOPMENT COMPANY (LIDCO)	CLIENT REF.	INTEGRATED METHANOL AND AMMONIA PLANT	AIRPACK DWG NO.	17735-30	
	AIRPACK REF.	17735-30 Loop Diagrams	CLIENT REF.	INTEGRATED METHANOL AND AMMONIA PLANT	REVISION	02	
				TOTAL PAGE AMOUNT	4		

Loop Diagrams

Internal targets

=320-K-020+300LP-820-300CDDN820



External targets




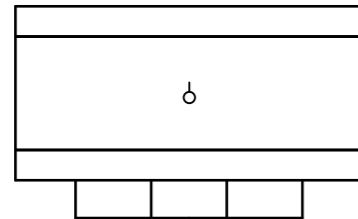
CLIENT DWG NO.	N-278-VD-6019-EL-DIA-0031-01
EQUIPMENT NO.	320-K-020
EQUIPMENT LOCATION	IRAN, ONSHORE
THIS DRAWING IS OWNED BY AIRPACK, AND SHALL NOT BE PRINTED OR COPIED IN ANY OTHER WAY THAN WITH AIRPACKS PERMISSION!	

SUBJECT		Cable-connection diagram =320-K-020+300LP-820-300CDDN820	
ADAPTED TO P&ID REVISION	04	CLIENT	LAVAN INDUSTRY DEVELOPMENT COMPANY (LIDCO)
CLIENT REF.	INTEGRATED METHANOL AND AMMONIA PLANT	AIRPACK REF.	17735-30 Loop Diagrams

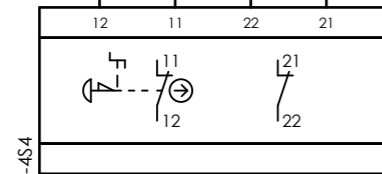
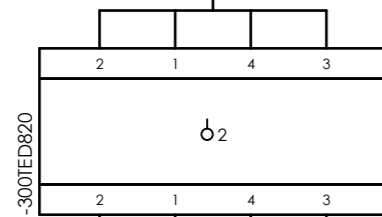
DRAWN BY	RTR	= 320-K-020
CHECKED BY	RBE	+ 300LP-820
LAST MODIFICATION DATE	2023-12-20	CURRENT PAGE
AIRPACK DWG NO.	17735-30	
REVISION	02	
TOTAL PAGE AMOUNT	5	

Loop Diagrams

Internal targets



External targets



EMERGENCY STOP
320-HS-8203



CLIENT DWG NO.	N-278-VD-6019-EL-DIA-0031-01
EQUIPMENT NO.	320-K-020
EQUIPMENT LOCATION	IRAN, ONSHORE
THIS DRAWING IS OWNED BY AIRPACK, AND SHALL NOT BE PRINTED OR COPIED IN ANY OTHER WAY THAN WITH AIRPACKS PERMISSION!	

SUBJECT		Cable-connection diagram =320-K-020+300LP-820-300CED820
ADAPTED TO P&ID REVISION	04	
CLIENT	LAVAN INDUSTRY DEVELOPMENT COMPANY (LIDCO)	
CLIENT REF.	INTEGRATED METHANOL AND AMMONIA PLANT	
AIRPACK REF.	17735-30 Loop Diagrams	

DRAWN BY	RTR	= 320-K-020
CHECKED BY	RBE	+ 300LP-820
LAST MODIFICATION DATE	2023-12-20	CURRENT PAGE
AIRPACK DWG NO.	17735-30	
REVISION	02	
TOTAL PAGE AMOUNT	6	

300JDAN-820 JUNCTION BOX



CLIENT DWG NO.	N-278-VD-6019-EL-DIA-0031-01
EQUIPMENT NO.	320-K-020
EQUIPMENT LOCATION	IRAN, ONSHORE
THIS DRAWING IS OWNED BY AIRPACK, AND SHALL NOT BE PRINTED OR COPIED IN ANY OTHER WAY THAN WITH AIRPACKS PERMISSION!	

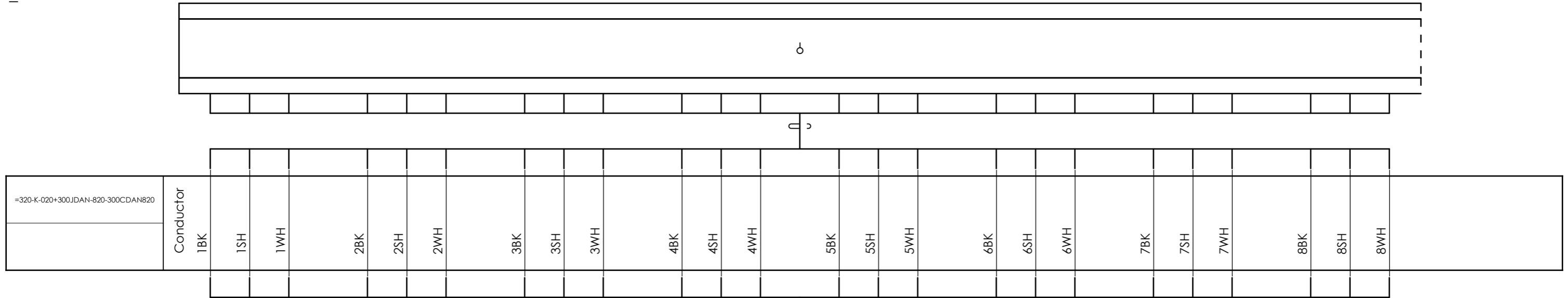
SUBJECT PANEL DESCRIPTION	
ADAPTED TO P&ID REVISION	04
CLIENT	LAVAN INDUSTRY DEVELOPMENT COMPANY (LIDCO)
CLIENT REF.	INTEGRATED METHANOL AND AMMONIA PLANT
AIRPACK REF.	17735-30 Loop Diagrams

DRAWN BY	RTR
CHECKED BY	RBE
LAST MODIFICATION DATE	2023-12-20
AIRPACK DWG NO.	17735-30
REVISION	02
TOTAL PAGE AMOUNT	7

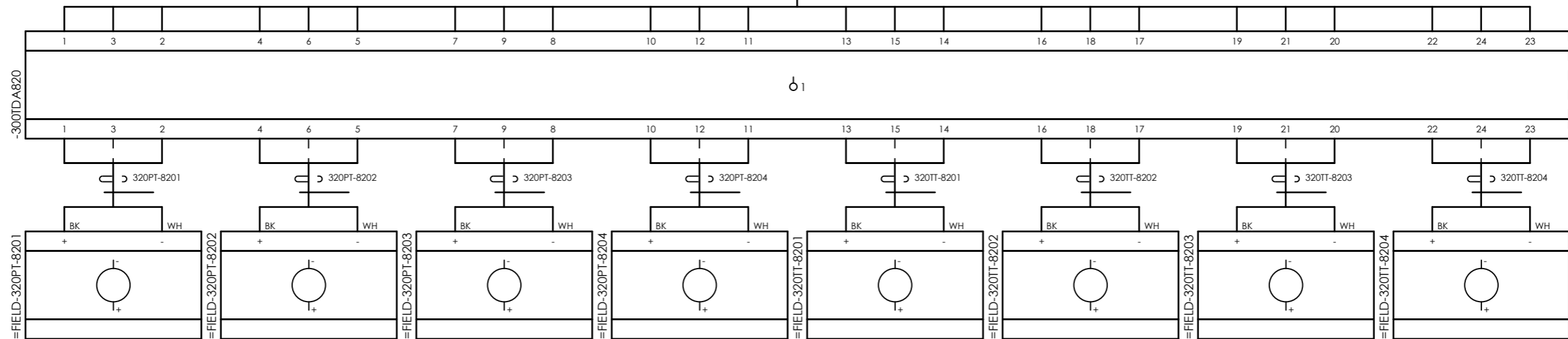
= 320-K-020
+ 300JDAN820
CURRENT PAGE

Loop Diagrams

Internal targets



External targets



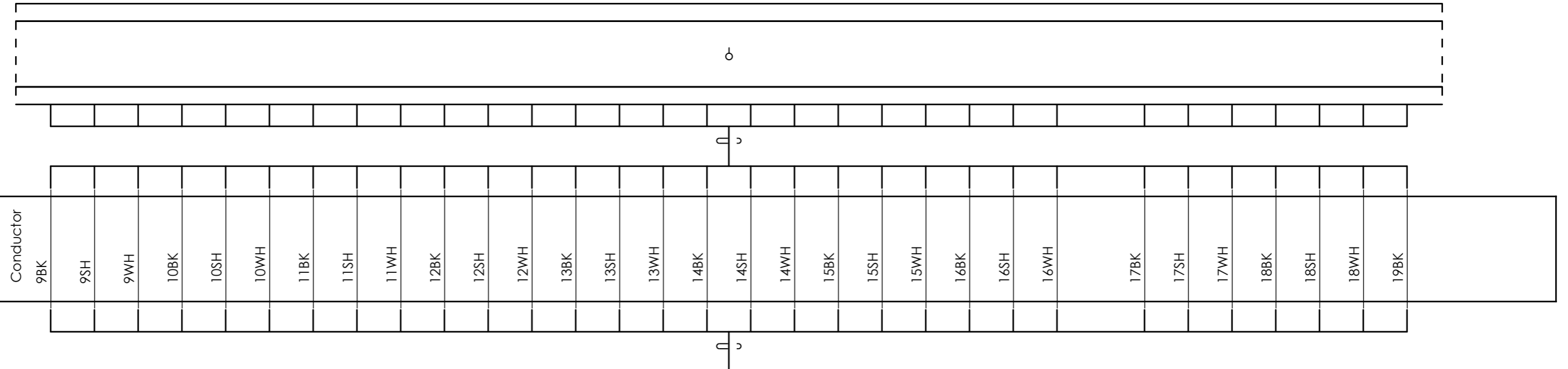
CLIENT DWG NO.	N-278-VD-6019-EL-DIA-0031-01
EQUIPMENT NO.	320-K-020
EQUIPMENT LOCATION	IRAN, ONSHORE
THIS DRAWING IS OWNED BY AIRPACK, AND SHALL NOT BE PRINTED OR COPIED IN ANY OTHER WAY THAN WITH AIRPACKS PERMISSION!	

SUBJECT Cable-connection diagram =320-K-020+300JDAN-820-300CDAN820	
ADAPTED TO P&ID REVISION	04
CLIENT	LAVAN INDUSTRY DEVELOPMENT COMPANY (LIDCO)
CLIENT REF.	INTEGRATED METHANOL AND AMMONIA PLANT
AIRPACK REF.	17735-30 Loop Diagrams

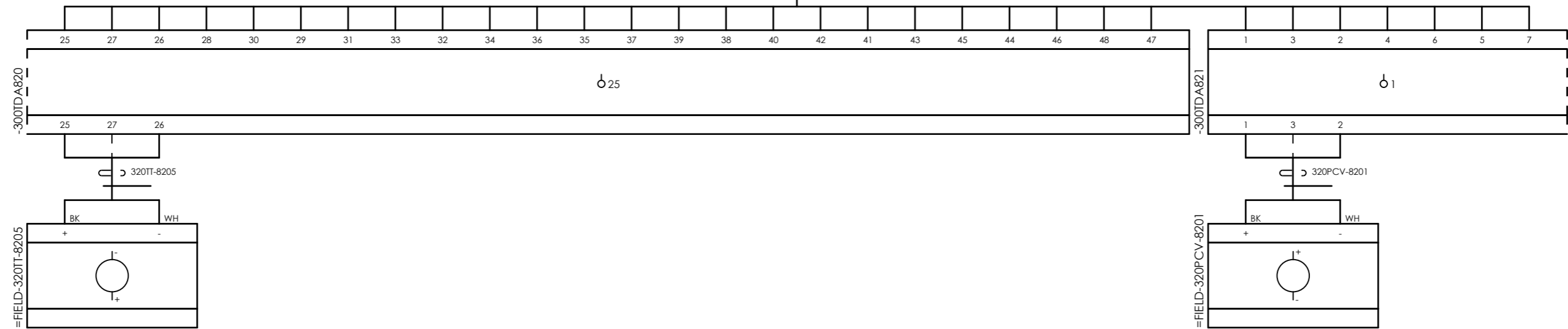
DRAWN BY	RTR	= 320-K-020
CHECKED BY	RBE	+ 300JDAN820
LAST MODIFICATION DATE	2023-12-20	CURRENT PAGE
AIRPACK DWG NO.	17735-30	
REVISION	02	
TOTAL PAGE AMOUNT	8	

Loop Diagrams

Internal targets



External targets



CLIENT DWG NO.	N-278-VD-6019-EL-DIA-0031-01
EQUIPMENT NO.	320-K-020
EQUIPMENT LOCATION	IRAN, ONSHORE
THIS DRAWING IS OWNED BY AIRPACK, AND SHALL NOT BE PRINTED OR COPIED IN ANY OTHER WAY THAN WITH AIRPACKS PERMISSION!	

SUBJECT		Cable-connection diagram =320-K-020+300JDAN-820-300CDAN820	
ADAPTED TO P&ID REVISION	04		
CLIENT	LAVAN INDUSTRY DEVELOPMENT COMPANY (LIDCO)		
CLIENT REF.	INTEGRATED METHANOL AND AMMONIA PLANT		
AIRPACK REF.	17735-30 Loop Diagrams		

DRAWN BY	RTR	= 320-K-020
CHECKED BY	RBE	+ 300JDAN820
LAST MODIFICATION DATE	2023-12-20	CURRENT PAGE
AIRPACK DWG NO.	17735-30	
REVISION	02	
TOTAL PAGE AMOUNT	9	

Loop Diagrams

Internal targets




External targets



CLIENT DWG NO.	N-278-VD-6019-EL-DIA-0031-01
EQUIPMENT NO.	320-K-020
EQUIPMENT LOCATION	IRAN, ONSHORE
THIS DRAWING IS OWNED BY AIRPACK, AND SHALL NOT BE PRINTED OR COPIED IN ANY OTHER WAY THAN WITH AIRPACKS PERMISSION!	

SUBJECT		DRAWN BY		RTR		= 320-K-020	
Cable-connection diagram =320-K-020+300JDAN-820-300CDAN820		CHECKED BY		RBE		+ 300JDAN820	
ADAPTED TO P&ID REVISION	04	LAST MODIFICATION DATE		2023-12-20		CURRENT PAGE	
CLIENT	LAVAN INDUSTRY DEVELOPMENT COMPANY (LIDCO)	AIRPACK DWG NO.		17735-30			
CLIENT REF.	INTEGRATED METHANOL AND AMMONIA PLANT	REVISION		02			
AIRPACK REF.	17735-30 Loop Diagrams	TOTAL PAGE AMOUNT		10			

Loop Diagrams



CLIENT DWG NO.	N-278-VD-6019-EL-DIA-0031-01
EQUIPMENT NO.	320-K-020
EQUIPMENT LOCATION	IRAN, ONSHORE
THIS DRAWING IS OWNED BY AIRPACK, AND SHALL NOT BE PRINTED OR COPIED IN ANY OTHER WAY THAN WITH AIRPACKS PERMISSION!	

SUBJECT		DRAWN BY		RTR		= 320-K-020	
Cable-connection diagram =320-K-020+300JDAN-820-320PT-8201		CHECKED BY		RBE		+ 300JDAN820	
ADAPTED TO P&ID REVISION	04	LAST MODIFICATION DATE		2023-12-20		CURRENT PAGE	
CLIENT	LAVAN INDUSTRY DEVELOPMENT COMPANY (LIDCO)	AIRPACK DWG NO.		17735-30			
CLIENT REF.	INTEGRATED METHANOL AND AMMONIA PLANT	REVISION		02			
AIRPACK REF.	17735-30 Loop Diagrams	TOTAL PAGE AMOUNT		11			

Loop Diagrams




CLIENT DWG NO.	N-278-VD-6019-EL-DIA-0031-01
EQUIPMENT NO.	320-K-020
EQUIPMENT LOCATION	IRAN, ONSHORE
THIS DRAWING IS OWNED BY AIRPACK, AND SHALL NOT BE PRINTED OR COPIED IN ANY OTHER WAY THAN WITH AIRPACKS PERMISSION!	

SUBJECT		DRAWN BY		RTR	
Cable-connection diagram =320-K-020+300JDAN-820-320PT-8202		= 320-K-020		+ 300JDAN820	
ADAPTED TO P&ID REVISION	04	LAST MODIFICATION DATE	2023-12-20		
CLIENT	LAVAN INDUSTRY DEVELOPMENT COMPANY (LIDCO)	AIRPACK DWG NO.	17735-30		
CLIENT REF.	INTEGRATED METHANOL AND AMMONIA PLANT	REVISION	02		
AIRPACK REF.	17735-30 Loop Diagrams	TOTAL PAGE AMOUNT	12		

CURRENT PAGE	
--------------	--


Loop Diagrams



CLIENT DWG NO.	N-278-VD-6019-EL-DIA-0031-01
EQUIPMENT NO.	320-K-020
EQUIPMENT LOCATION	IRAN, ONSHORE
THIS DRAWING IS OWNED BY AIRPACK, AND SHALL NOT BE PRINTED OR COPIED IN ANY OTHER WAY THAN WITH AIRPACKS PERMISSION!	

SUBJECT		DRAWN BY		RTR	
Cable-connection diagram =320-K-020+300JDAN-820-320PT-8203		= 320-K-020		+ 300JDAN820	
ADAPTED TO P&ID REVISION	04	CHECKED BY	RBE	LAST MODIFICATION DATE	2023-12-20
CLIENT	LAVAN INDUSTRY DEVELOPMENT COMPANY (LIDCO)	AIRPACK DWG NO.	17735-30	REVISION	02
CLIENT REF.	INTEGRATED METHANOL AND AMMONIA PLANT	TOTAL PAGE AMOUNT	13	CURRENT PAGE	
AIRPACK REF.	17735-30 Loop Diagrams				


Loop Diagrams



CLIENT DWG NO.	N-278-VD-6019-EL-DIA-0031-01
EQUIPMENT NO.	320-K-020
EQUIPMENT LOCATION	IRAN, ONSHORE
THIS DRAWING IS OWNED BY AIRPACK, AND SHALL NOT BE PRINTED OR COPIED IN ANY OTHER WAY THAN WITH AIRPACKS PERMISSION!	

SUBJECT		DRAWN BY		RTR		= 320-K-020	
Cable-connection diagram =320-K-020+300JDAN-820-320PT-8204		CHECKED BY		RBE		+ 300JDAN820	
ADAPTED TO P&ID REVISION	04	LAST MODIFICATION DATE		2023-12-20		CURRENT PAGE	
CLIENT	LAVAN INDUSTRY DEVELOPMENT COMPANY (LIDCO)	AIRPACK DWG NO.		17735-30			
CLIENT REF.	INTEGRATED METHANOL AND AMMONIA PLANT	REVISION		02			
AIRPACK REF.	17735-30 Loop Diagrams	TOTAL PAGE AMOUNT		14			

Loop Diagrams



CLIENT DWG NO.	N-278-VD-6019-EL-DIA-0031-01
EQUIPMENT NO.	320-K-020
EQUIPMENT LOCATION	IRAN, ONSHORE
THIS DRAWING IS OWNED BY AIRPACK, AND SHALL NOT BE PRINTED OR COPIED IN ANY OTHER WAY THAN WITH AIRPACKS PERMISSION!	

SUBJECT Cable-connection diagram =320-K-020+300JDAN-820-320TT-8201	
ADAPTED TO P&ID REVISION	04
CLIENT	LAVAN INDUSTRY DEVELOPMENT COMPANY (LIDCO)
CLIENT REF.	INTEGRATED METHANOL AND AMMONIA PLANT
AIRPACK REF.	17735-30 Loop Diagrams

DRAWN BY	RTR	= 320-K-020
CHECKED BY	RBE	+ 300JDAN820
LAST MODIFICATION DATE	2023-12-20	CURRENT PAGE
AIRPACK DWG NO.	17735-30	
REVISION	02	
TOTAL PAGE AMOUNT	15	

Loop Diagrams




CLIENT DWG NO.	N-278-VD-6019-EL-DIA-0031-01
EQUIPMENT NO.	320-K-020
EQUIPMENT LOCATION	IRAN, ONSHORE
THIS DRAWING IS OWNED BY AIRPACK, AND SHALL NOT BE PRINTED OR COPIED IN ANY OTHER WAY THAN WITH AIRPACKS PERMISSION!	

SUBJECT Cable-connection diagram =320-K-020+300JDAN-820-320TT-8202	
ADAPTED TO P&ID REVISION	04
CLIENT	LAVAN INDUSTRY DEVELOPMENT COMPANY (LIDCO)
CLIENT REF.	INTEGRATED METHANOL AND AMMONIA PLANT
AIRPACK REF.	17735-30 Loop Diagrams

DRAWN BY	RTR	= 320-K-020
CHECKED BY	RBE	+ 300JDAN820
LAST MODIFICATION DATE	2023-12-20	CURRENT PAGE
AIRPACK DWG NO.	17735-30	
REVISION	02	
TOTAL PAGE AMOUNT	16	

Loop Diagrams



CLIENT DWG NO.	N-278-VD-6019-EL-DIA-0031-01
EQUIPMENT NO.	320-K-020
EQUIPMENT LOCATION	IRAN, ONSHORE
THIS DRAWING IS OWNED BY AIRPACK, AND SHALL NOT BE PRINTED OR COPIED IN ANY OTHER WAY THAN WITH AIRPACKS PERMISSION!	

SUBJECT		DRAWN BY		RTR		= 320-K-020	
Cable-connection diagram =320-K-020+300JDAN-820-320TT-8203		CHECKED BY		RBE		+ 300JDAN820	
ADAPTED TO P&ID REVISION	04	LAST MODIFICATION DATE		2023-12-20		CURRENT PAGE	
CLIENT	LAVAN INDUSTRY DEVELOPMENT COMPANY (LIDCO)	AIRPACK DWG NO.		17735-30			
CLIENT REF.	INTEGRATED METHANOL AND AMMONIA PLANT	REVISION		02			
AIRPACK REF.	17735-30 Loop Diagrams	TOTAL PAGE AMOUNT		17			

Loop Diagrams



CLIENT DWG NO.	N-278-VD-6019-EL-DIA-0031-01
EQUIPMENT NO.	320-K-020
EQUIPMENT LOCATION	IRAN, ONSHORE

THIS DRAWING IS OWNED BY AIRPACK, AND SHALL NOT BE PRINTED OR COPIED IN ANY OTHER WAY THAN WITH AIRPACKS PERMISSION!

SUBJECT		DRAWN BY		RTR		= 320-K-020	
Cable-connection diagram =320-K-020+300JDAN-820-320TT-8204		CHECKED BY		RBE		+ 300JDAN820	
ADAPTED TO P&ID REVISION	04	LAST MODIFICATION DATE		2023-12-20		CURRENT PAGE	
CLIENT	LAVAN INDUSTRY DEVELOPMENT COMPANY (LIDCO)	AIRPACK DWG NO.		17735-30			
CLIENT REF.	INTEGRATED METHANOL AND AMMONIA PLANT	REVISION		02			
AIRPACK REF.	17735-30 Loop Diagrams	TOTAL PAGE AMOUNT		18			

Loop Diagrams



CLIENT DWG NO.	N-278-VD-6019-EL-DIA-0031-01
EQUIPMENT NO.	320-K-020
EQUIPMENT LOCATION	IRAN, ONSHORE
THIS DRAWING IS OWNED BY AIRPACK, AND SHALL NOT BE PRINTED OR COPIED IN ANY OTHER WAY THAN WITH AIRPACKS PERMISSION!	

SUBJECT		DRAWN BY		RTR		= 320-K-020	
Cable-connection diagram =320-K-020+300JDAN-820-320TT-8205		CHECKED BY		RBE		+ 300JDAN820	
ADAPTED TO P&ID REVISION	04	LAST MODIFICATION DATE		2023-12-20		CURRENT PAGE	
CLIENT	LAVAN INDUSTRY DEVELOPMENT COMPANY (LIDCO)	AIRPACK DWG NO.		17735-30			
CLIENT REF.	INTEGRATED METHANOL AND AMMONIA PLANT	REVISION		02			
AIRPACK REF.	17735-30 Loop Diagrams	TOTAL PAGE AMOUNT		19			

Loop Diagrams



CLIENT DWG NO.	N-278-VD-6019-EL-DIA-0031-01
EQUIPMENT NO.	320-K-020
EQUIPMENT LOCATION	IRAN, ONSHORE

SUBJECT	
Cable-connection diagram =320-K-020+300JDAN-820-320PCV-8201	
ADAPTED TO P&ID REVISION	04
CLIENT	LAVAN INDUSTRY DEVELOPMENT COMPANY (LIDCO)
CLIENT REF.	INTEGRATED METHANOL AND AMMONIA PLANT
AIRPACK REF.	17735-30 Loop Diagrams

DRAWN BY	RTR
CHECKED BY	RBE
LAST MODIFICATION DATE	2023-12-20
AIRPACK DWG NO.	17735-30
REVISION	02
TOTAL PAGE AMOUNT	20

= 320-K-020
+ 300JDAN820
CURRENT PAGE