








OWNER:  شرکت سست و سویی توهم ایرایشان (سایه و نظارت)	BUSHEHR PETROCHEMICAL COMPANY MEG PLANT						EPC CONTRACTOR:  Chagalesh-Enerchimi-Steam Joint Venture BUPC-MEG PLANT PROJECT		
	DATA SHEET & DRAWINGS FOR STRAINERS FOR EMERGENCY INSTRUMENT AIR COMPRESSOR						 Netherlands		
MC :   شرکت سست و سویی توهم ایرایشان (سایه و نظارت)	Project	Area	Phase	Unit	Dis.	Doc.	Seq.	Contract No : 52-98/445	
Owner Document Number: 17811-44B	BU	20	VD	303	ME	DSH	0082	Rev.:	Page
								00	1 of 6


DATA SHEET & DRAWINGS FOR STRAINERS FOR EMERGENCY INSTRUMENT AIR COMPRESSOR

 شرکت سست و سویی توهم ایرایشان (سایه و نظارت)	 Chagalesh-Enerchimi-Steam Joint Venture BUPC-MEG PLANT PROJECT	BUSHEHR PETROCHEMICAL COMPANY MEG PLANT
Document Review		
Issue Purpose:	FA	
Result Code: AP,AN,CM,RE,NC	AN	
Next Status : IFC,IFA,IFI,AFC,AB	AFC	
Responsible Department	MECHANIC	
Commented Date	Oct.09.2021	
Approval or review hereunder shall not be construed to relieve Vendor / Subcontractor of his responsibilities and liability under the contract.		

01	20/09/2021	For approval	TvT	KP	LdM	
00	25/02/2021	For approval	TvT	KP	LdM	
Rev.	Date	Purpose of Issue	Prepared	Checked	Approved	AC Code
					Class: 1	Phase: P

INDEX			
No.	Device	Tag Number	Page
1	Y-Strainer	No Tag.No: Qty 2 pcs	4
2	Y-Strainer	No Tag.No: Qty 2 pcs	5
3	Y-Strainer Drawing	No Tag.No: Qty 2 pcs	6
4			
5			
6			
7			
8			
9			
10			
11			
12			
13			
14			
15			
16			
17			
18			
19			
20			
21			
22			
23			
24			
25			
26			
27			
28			
29			
30			
31			
32			
33			
34			
35			
36			
37			
38			
39			
40			
41			
42			
43			
44			
45			
46			
47			
48			
49			
50			
51			
52			
53			
54			
55			


Notes:


				DATA SHEET & DRAWINGS FOR STRAINERS FOR EMERGENCY INSTRUMENT AIR COMPRESSOR	
					
01	TT	20/09/2021	For Approval		
00	TT	25/02/2021	For Approval		
Rev	By	Date	Description	Sheet	3 of 6
				Based on P&ID	Rev.02

GENERAL	1	Tag Number		No Tag.No: Qty 1 pc	
	2	Service		Y-strainer	
	3	P&ID No.		17811-03	
	4	Location		Compressor Inlet	
	5				
	6				
	7				
	8				
PROCESS CONDITIONS	9	Fluid	State	Air	Dry Gas
	10	Pressure	Norm. Max.	8 Bar(a)	8,5 Bar(a)
	11	Temperature	Norm. Max.	45°C	55°C
	12	Design	Press. Temp.	13.5 Bar(a)	80°C
	13	Ambient Temp.	Min. Max.	5°C	55°C
	14	Oper. Flow		50 Kg/hr / 43 Nm3/hr	
	15				
	16				
	17				
	18				
BODY	20	Type Of Body		Y-strainer	
	21	Connection		2" ANSI RF 150#	
	22	Body Material		A216 WCB	
	23	Mesh Material		SS 316	
	24	Mesh Size		3 mm	
	25				
	26				
	27				
	28				
	29				
	30				
	31				
	32				
	33				
	34				
	35				
	36				
	CERTIFICATES	47	3.1 Material certificate		Yes
48					
49					
50					
51					
52					
PURCHASE	53	Manufacturer		According to aproved vendor list	
	54	Model		Supplier to advise	
	55				
	56				
	57				

Amb


45

					
01	TT	20/09/2021	For Approval		
00	TT	25/02/2021	For Approval		
Rev	By	Date	Description	Sheet 4 of 6 Based on P&ID Rev.02	

GENERAL	1	Tag Number		No Tag.No: Qty 1 pc	
	2	Service		Y-strainer	
	3	P&ID No.		17811-03	
	4	Location		Compressor Cooling water inlet	
	5				
	6				
	7				
	8				
PROCESS CONDITIONS	9	Fluid	State	Water	Liquid
	10	Pressure	Norm. Max.	4,5 Bar(g)	5 Bar(g)
	11	Temperature	Norm. Max.	35°C	45°C
	12	Design	Press. Temp.	6 Bar(g)	60°C
	13	Ambient Temp.	Min. Max.	5 °C	55 °C
	14	Oper. Flow		3,5 m3/hr	
	15				
	16				
	17				
	18				
BODY	20	Type Of Body		Y-strainer	
	21	Connection		1 1/2" ANSI RF 150#	
	22	Body Material		A216 WCB	
	23	Mesh Material		SS 316	
	24	Mesh Size		3 mm	
	25				
	26				
	27				
	28				
	29				
	30				
	31				
	32				
	33				
	34				
	35				
	36				
	CERTIFICATES	47	3.1 Material certificate		Yes
48					
49					
50					
51					
52					
PURCHASE	53	Manufacturer		According to aproved vendor list	
	54	Model		Supplier to advise	
	55				
	56				
	57				
01	TT	20/09/2021	For Approval		
00	TT	25/02/2021	For Approval		
Rev	By	Date	Description		
				Sheet	5 of 6
				Based on P&ID	Rev.02

GENERAL	1	Tag Number	No Tag.No: Qty 2 pcs	
	2	Service	Y-strainer	
	3	P&ID No.	17811-03	
	4			
	5			
	6	Drawing	VTA	
	7			
	8			
	9			
	10			
	11			
	12			
	13			
	14			
	15			
	16			
	17			
	18			
	19			
	20			
	21			
	22			
	23			
	24			
	25			
	26			
	27			
	28			
	29			
	30			
	31			
	32			
	33			
	34			
	35			
	36			
	37			
	38			
	39			
	40			
	41			
	42			
	43			
	44			
	45			
	46			
	47			
	48			
	49			
	50			
	51			
	52			
	53			
	54			
	55			
	56			
	57			

--	--	--	--	--

01	TT	20/09/2021	For Approval			
00	TT	25/02/2021	For Approval		Sheet	6 of 6
Rev	By	Date	Description		Based on P&ID	Rev.02