











OWNER:  شرکت سست و سویی توهر ایرانیاان (سهامی خاص)	BUSHEHR PETROCHEMICAL COMPANY MEG PLANT						EPC CONTRACTOR:  Chagalesh-Enerchimi-Steam Joint Venture BUPC-MEG PLANT PROJECT		
	SINGLE LINE DIAGRAM FOR POWER DISTRIBUTION PANEL FOR ?							 Contract No : 52-98/445	
MC :  شرکت سست و سویی توهر ایرانیاان (سهامی خاص)	Project	Area	Phase	Unit	Dis.	Doc.	Seq.	Contract No : 52-98/445	
Owner Document Number: 17811-49A	BU	20	VD	303	EL	DIG	0049	Rev.:	Page
								00	1 of 4

SINGLE LINE DIAGRAM FOR POWER DISTRIBUTION PANEL FOR ?

 شرکت سست و سویی توهر ایرانیاان (سهامی خاص)		 Chagalesh-Enerchimi-Steam Joint Venture BUPC-MEG PLANT PROJECT		BUSHEHR PETROCHEMICAL COMPANY MEG PLANT	
Document Review					
Issue Purpose:			IFA		
Result Code: AP,AN,CM,RE,NC			CM		
Next Status : IFC,IFA,IFI,AFC,AB			IFA		
Responsible Department			MECHANICAL		
Commented Date			Nov/04/2021		
Approval or review hereunder shall not be construed to relieve Vendor / Subcontractor of his responsibilities and liability under the contract.					

00	19/10/2021	For approval	HT	RB	KP	
Rev.	Date	Purpose of Issue	Prepared	Checked	Approved	AC Code
					Class: 1	Phase: P

OWNER:  شرکت سست دوی توسعه ایران (سامی تاس)	BUSHEHR PETROCHEMICAL COMPANY MEG PLANT							EPC CONTRACTOR: 	
	SINGLE LINE DIAGRAM FOR POWER DISTRIBUTION PANEL FOR								
MC :  	Project	Area	Phase	Unit	Dis.	Doc.	Seq.	Contract No : 52-98/445	
Owner Document Number: 17811-49A	BU	20	VD	303	EL	DIG	0049	Rev.:	Page
								00	2 of 4

TABULATION OF REVISED PAGES

Page	D00	D01	D02	D03	D04
1.	X				
2.	X				
3.	X				
4.	X				
5.					
6.					
7.					
8.					
9.					
10.					
11.					
12.					
13.					
14.					
15.					
16.					
17.					
18.					
19.					
20.					
21.					
22.					
23.					
24.					
25.					
26.					
27.					
28.					
29.					
30.					
31.					
32.					
33.					
34.					

Page	D00	D01	D02	D03	D04
35.					
36.					
37.					
38.					
39.					
40.					
41.					
42.					
43.					
44.					
45.					
46.					
47.					
48.					
49.					
50.					
51.					
52.					
53.					
54.					
55.					
56.					
57.					
58.					
59.					
60.					
61.					
62.					
63.					
64.					
65.					



Airpack B.V.

4301 RN Zierikzee
The Netherlands

PHONE: (31) (0) 111 - 415455

FAX: (31) (0) 111 - 413338

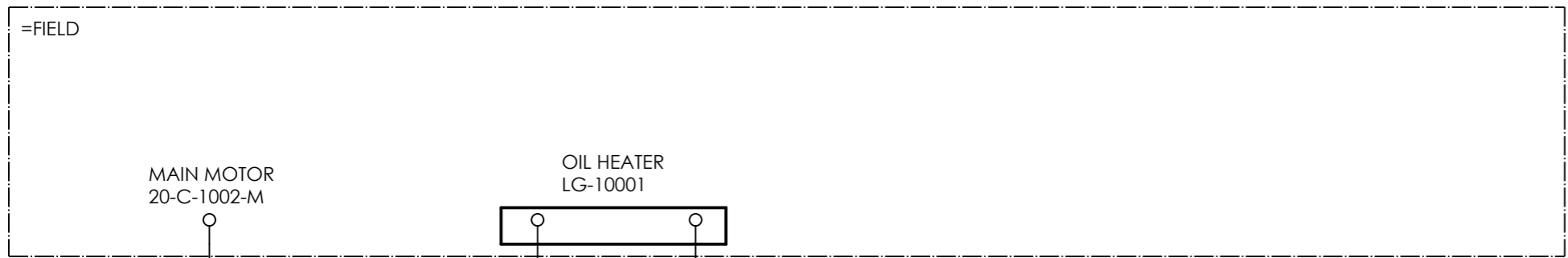
E-MAIL : AIRPACK@AIRPACK.NL

WEBPAGE : WWW.AIRPACK.NL

Client	:	Bushehr Petrochemical Company (BUPC)	
Equipment location	:	Iran, Onshore	
Client reference	:	Bushehr MEG Plant Project	
Client dwg. no.	:	BU-20-VD-303-EL-DIG-0049	
Airpack reference	:	17811-49A	
Airpack dwg. no.	:	17811-49B	
Generation date	:	01/07/2021	
E & I manager	:	RBE	Revision no. : 00
Last modifications	:	18/10/2021	
Last modifications by	:	htaher	



CLIENT DWG NO.	BU-20-VD-303-EL-DIG-0049	SUBJECT		DRAWN BY	htaher	=
EQUIPMENT NO.	20-C-7080	Title page / cover sheet		CHECKED BY	RBE	+
EQUIPMENT LOCATION	Iran, Onshore	ADAPTED TO P&ID REVISION	01	LAST MODIFICATION DATE	18/10/2021	CURRENT PAGE
THIS DRAWING IS OWNED BY AIRPACK, AND SHALL NOT BE PRINTED OR COPIED IN ANY OTHER WAY THAN WITH AIRPACKS PERMISSION!	CLIENT	Bushehr Petrochemical Company (BUPC)		AIRPACK DWG NO.	17811-49B	
	CLIENT REF.	Bushehr MEG Plant Project		REVISION	00	
	AIRPACK REF.	17811-49A		TOTAL PAGE AMOUNT	1	

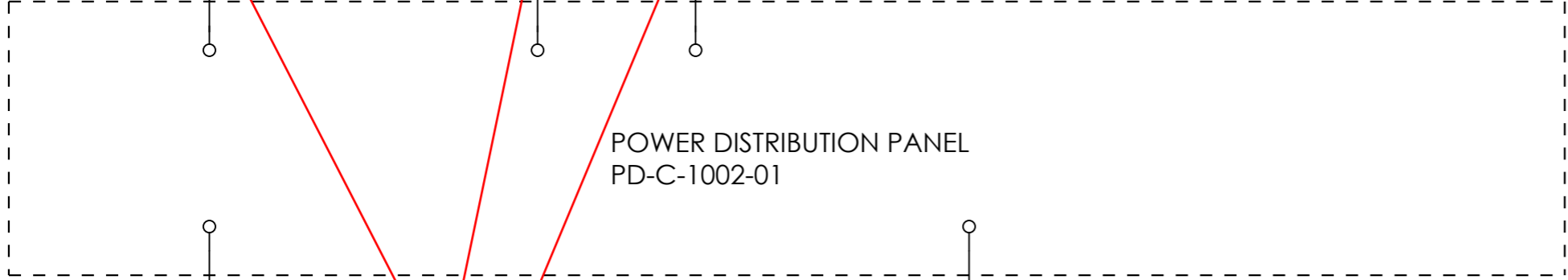


20-C-1002-M
4x25 sqmm

LG-10001
3x2.5 mm²

PT100
2x1 mm²

EL03: this document should have SLD structure, but it is similar to a block diagram, not a single line diagram

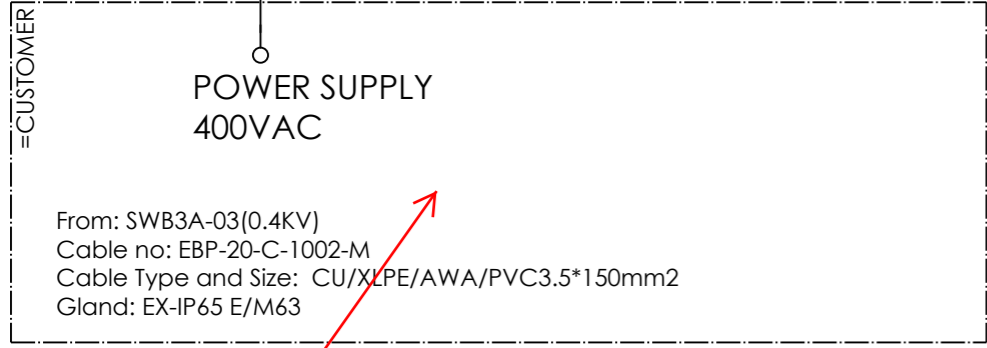


EBP-20-C-1002-M
3C+N x 150 mm²

EL02: Required circuit breakers shall be considered and shown it in POWER DISTRIBUTION PANEL. (for Incoming and Outgoings)

DB_COMA
20x1 mm²

Please clarify about connection between UCP and PDP with 20x1 mm² cable.



- Redundant UPS power supply to UCP to be specified.



EL01: Add following data in the box.
From: SWB3A-03(0.4KV)



CLIENT DWG NO.	BU-20-VD-303-EL-DIG-0049
7080	
Onshore	
THIS DRAWING IS OWNED BY AIRPACK, AND SHALL NOT BE PRINTED OR COPIED IN ANY OTHER WAY THAN WITH AIRPACKS PERMISSION!	

SUBJECT PD-C-1002-01	
ADAPTED TO P&ID REVISION	01
CLIENT	Bushehr Petrochemical Company (BUPC)
CLIENT REF.	Bushehr MEG Plant Project
AIRPACK REF.	17811-49A

DRAWN BY	htaher
CHECKED BY	RBE
LAST MODIFICATION DATE	18/10/2021
AIRPACK DWG NO.	17811-49B
REVISION	00
TOTAL PAGE AMOUNT	2

= SINGLE LINE DIAGRAM
+ 20-C-1002
CURRENT PAGE