











OWNER:  شرکت سست و سویی گیسو ایران (سهامی خاص)	BUSHEHR PETROCHEMICAL COMPANY MEG PLANT							EPC CONTRACTOR:  Chagalesh-Enerchimi-Steam Joint Venture BUPC-MEG PLANT PROJECT	
	POWER CABLE SCHEDULE & LIST FOR EMERGENCY INSTRUMENT AIR COMPRESSOR							 Netherlands	
MC :  شرکت سست و سویی گیسو ایران (سهامی خاص)	Project	Area	Phase	Unit	Dis.	Doc.	Seq.	Contract No: 52-98/445	
Owner Document Number: 17811-50B	BU	20	VD	303	EL	LST	0098	Rev.:	Page
								01	1 of 3

POWER CABLE SCHEDULE & LIST FOR EMERGENCY INSTRUMENT AIR COMPRESSOR

 شرکت سست و سویی گیسو ایران (سهامی خاص)		 Chagalesh-Enerchimi-Steam Joint Venture BUPC-MEG PLANT PROJECT		BUSHEHR PETROCHEMICAL COMPANY MEG PLANT	
Document Review					
Issue Purpose:			IFA		
Result Code: AP,AN,CM,RE,NC			AN		
Next Status : IFC,IFA,IFI,AFC,AB			AFC		
Responsible Department			MECHANICAL		
Commented Date			DEC/15/2021		
Approval or review hereunder shall not be construed to relieve Vendor / Subcontractor of his responsibilities and liability under the contract.					

01	18/11/2021	For approval	AS	RB	KP	
00	20/10/2021	For approval	WZ	RB	KP	
Rev.	Date	Purpose of Issue	Prepared	Checked	Approved	AC Code
					Class: 1	Phase: P

OWNER:  شرکت مست و سوبی نوسا ایرانیاان (سماهی ناس)	BUSHEHR PETROCHEMICAL COMPANY MEG PLANT						EPC CONTRACTOR  Chagalesh-Enerchimi-Steam Joint Venture BUPC-MEG PLANT PROJECT		
	POWER CABLE SCHEDULE & LIST FOR EMERGENCY INSTRUMENT AIR COMPRESSOR						 Netherlands		
MC :  شرکت مست و سوبی نوسا ایرانیاان (سماهی ناس)	Project	Area	Phase	Unit	Dis.	Doc.	Seq.	Contract No: 52-98/445	
Owner Document Number: 17811-50B	BU	20	VD	303	EL	LST	0098	Rev.:	Page
								01	2 of 3

TABULATION OF REVISED PAGES

Page	D00	D01	D02	D03	D04
1.	X	X			
2.	X	X			
3.	X	X			
4.					

Page	D00	D01	D02	D03	D04
35.					
36.					
37.					
38.					

EL:

- 1) **Comment/Reply Sheet** shall be submitted by vendor for **each revision.**
- 2) **Any change or modification** shall be specified by **revision cloud.**

11.					
12.					
13.					
14.					
15.					
16.					
17.					
18.					
19.					
20.					
21.					
22.					
23.					
24.					
25.					
26.					
27.					
28.					
29.					
30.					
31.					
32.					
33.					
34.					

45.					
46.					
47.					
48.					
49.					
50.					
51.					
52.					
53.					
54.					
55.					
56.					
57.					
58.					
59.					
60.					
61.					
62.					
63.					
64.					
65.					
66.					
67.					

EL:
Unit Control Panel (UCP-C-7080-01)

EL:
Power Distribution Board (PD-C-7080-01)

EL:
This column is duplicated.

SI	FROM	TO	GLAND SIZE	CABLE NAME	TO BOARD / INSTRUMENT	TERM. STRIP	TERMINAL	GLAND SIZE	LOCATION	CABLE mm2	FUNCTION	SCOPE
1	COMPRESSOR 20-C-7080											
2	CUSTOMER (UPS-1 POWER SUPPLY)	UCP-C7080-01	N/A	PS_00	UCP-C7080-01	X0	1-3	N/A	FIELD	3Cx2,5	UPS-1 POWER SUPPLY FROM CUSTOMER 110VAC/50HZ/1PH	CUSTOMER
3	CUSTOMER (UPS-2 POWER SUPPLY)	UCP-C7080-01	N/A	PS_01	UCP-C7080-01	X0	4-6	N/A	FIELD	3Cx2,5	UPS-2 POWER SUPPLY FROM CUSTOMER 110VAC/50HZ/1PH	CUSTOMER
4	CUSTOMER (NON-UPS POWER SUPPLY)	UCP-C7080-01	N/A	PS_02	UCP-C7080-01	X0	7-9	N/A	FIELD	3Cx2,5	NON-UPS POWER SUPPLY FROM CUSTOMER 230VAC/50HZ/1PH	CUSTOMER
5	CUSTOMER (POWER SUPPLY)	PD-C-7080-01	N/A	EBP-20-C-7080-M	PD-C-7080-01	X0	1-4	M40-C2	FIELD	3C+Nx50	POWER SUPPLY FROM CUSTOMER 400VAC/50HZ/3PH	CUSTOMER
6	Power Distribution Board (PD-C-7080-01)	Emergency Air Instrument Compressor (20-C-7080-M)	M25-B	20-C-7080-M	20-C-7080-M	X1	1-4	M25-B	FIELD	4Cx6	POWER SUPPLY TO MAIN MOTOR 400VAC/50HZ/3PH	AIRPACK
7	Power Distribution Board (PD-C-7080-01)	LG-71101	M20-A	LG-71101	LG-71101	X2	1-3	M20-A	FIELD	3Cx2,5	POWER SUPPLY TO OIL HEATER 230 VAC/50HZ/1PH	AIRPACK

EL:
Oil Heater (20-C-7080-EC)

EL:
Please clarify this name.

EL:
According to our "Cable List" document:
"Substation Switchboard 20-MS-SWB3A-03"

EL:
It seems, cable for **Workstation** (according to Electrical Load List) has been missed.
It shall be clarified by vendor.

EL:
Following note shall be added according to vendor's "**Electrical Load List**" document.

1. One UPS 110 VAC feeder for Workstation to be provided by Owner (only 50m ethernet cable in Airpack scope).
2. Totally, Two UPS 110VAC feeders (as redundant) and one Non-UPS 230VAC feeder for UCP-C7080-01 will be provided by Owner.