











OWNER:  شرکت سست و سویی توسه ایرانیاان (سهامی خاص)	BUSHEHR PETROCHEMICAL COMPANY MEG PLANT						EPC CONTRACTOR:  Chagalesh-Enerchimi-Steam Joint Venture BUPC-MEG PLANT PROJECT		
	POWER CABLE SCHEDULE & LIST FOR NITROGEN GAS BOOSTER						 Netherlands		
MC :  شرکت سست و سویی توسه ایرانیاان (سهامی خاص)	Project	Area	Phase	Unit	Dis.	Doc.	Seq.	Contract No: 52-98/445	
Owner Document Number: 17811-50A	BU	20	VD	303	EL	LST	0050	Rev.:	Page
								02	1 of 3

POWER CABLE SCHEDULE & LIST FOR NITROGEN GAS BOOSTER

 شرکت سست و سویی توسه ایرانیاان  Chagalesh-Enerchimi-Steam Joint Venture BUPC-MEG PLANT PROJECT	BUSHEHR PETROCHEMICAL COMPANY MEG PLANT
Document Review	
Issue Purpose:	AFC
Result Code: AP,AN,CM,RE,NC	AP
Next Status : IFC,IFA,IFI,AFC,AB	-
Responsible Department	MECHANICAL
Commented Date	Jan /20/2022
Approval or review hereunder shall not be construed to relieve Vendor / Subcontractor of his responsibilities and liability under the contract.	

Rev.	Date	Purpose of Issue	Prepared	Checked	Approved	AC Code
02	06/01/2022	Approved for Construction	AS	RB	KP	
01	18/11/2021	For approval	AS	RB	KP	
00	20/10/2021	For approval	WZ	RB	KP	
Class: 1 Phase: P						

OWNER:  شرکت مست و سوبی نوس ایرانیان (سهامی خاص)	BUSHEHR PETROCHEMICAL COMPANY MEG PLANT						EPC CONTRACTOR  Chagalesh-Enerchimi-Steam Joint Venture BUPC-MEG PLANT PROJECT		
	POWER CABLE SCHEDULE & LIST FOR NITROGEN GAS BOOSTER						 Netherlands		
MC :  شرکت مست و سوبی نوس ایرانیان (سهامی خاص)	Project	Area	Phase	Unit	Dis.	Doc.	Seq.	Contract No: 52-98/445	
Owner Document Number: 17811-50A	BU	20	VD	303	EL	LST	0050	Rev.:	Page
								02	2 of 3

TABULATION OF REVISED PAGES

Page	D00	D01	D02	D03	D04
1.	X	X	X		
2.	X	X	X		
3.	X	X	X		
4.					
5.					
6.					
7.					
8.					
9.					
10.					
11.					
12.					
13.					
14.					
15.					
16.					
17.					
18.					
19.					
20.					
21.					
22.					
23.					
24.					
25.					
26.					
27.					
28.					
29.					
30.					
31.					
32.					
33.					
34.					

Page	D00	D01	D02	D03	D04
35.					
36.					
37.					
38.					
39.					
40.					
41.					
42.					
43.					
44.					
45.					
46.					
47.					
48.					
49.					
50.					
51.					
52.					
53.					
54.					
55.					
56.					
57.					
58.					
59.					
60.					
61.					
62.					
63.					
64.					
65.					
66.					
67.					

SI	FROM	TO	GLAND SIZE	CABLE NAME	TO BOARD / INSTRUMENT	TERM . STRIP	TERMINAL	GLAND SIZE	LOCATION	CABLE mm2	FUNCTION	SCOPE
1	COMPRESSOR 20-C-1002											
2	CUSTOMER (UPS-1 POWER SUPPLY)	Unit Control Panel (UCP-C-1002-01)	N/A	PS_00	UCP-C1002-01	X0	1...3	N/A	FIELD	3Cx2,5	UPS-1 POWER SUPPLY FROM CUSTOMER 110VAC/50HZ/1PH	CUSTOMER
3	CUSTOMER (UPS-2 POWER SUPPLY)	Unit Control Panel (UCP-C-1002-01)	N/A	PS_01	UCP-C1002-01	X0	4...6	N/A	FIELD	3Cx2,5	UPS-2 POWER SUPPLY FROM CUSTOMER 110VAC/50HZ/1PH	CUSTOMER
4	CUSTOMER (NON-UPS POWER SUPPLY)	Unit Control Panel (UCP-C-1002-01)	N/A	PS_02	UCP-C1002-01	X0	7...9	N/A	FIELD	3Cx2,5	NON-UPS POWER SUPPLY FROM CUSTOMER 230VAC/50HZ/1PH	CUSTOMER
5	CUSTOMER (Substation Switchboard 20-MS-SWB3B-01)	Power Distribution Board (PD-C-1002-01)	N/A	EBP-20-C-1002-M	PD-C-1002-01	X0	1...4	M63-E	FIELD	3C+Nx150	POWER SUPPLY FROM CUSTOMER 400VAC/50HZ/3PH	CUSTOMER
6	Power Distribution Board (PD-C-1002-01)	Nitrogen Gas Booster Compressor (20-C-1002-M)	M40-C2	20-C-1002-M	20-C-1002-M	X1	1...4	M40-C2	FIELD	4Cx25	POWER SUPPLY TO MAIN MOTOR 400VAC/50HZ/3PH	AIRPACK
7	Power Distribution Board (PD-C-1002-01)	Oil Heater (LG-10151)	M20-A	LG-10151	LG-10151	X2	1...3	M20-A	FIELD	3Cx2,5	POWER SUPPLY TO OIL HEATER 230 VAC/50HZ/1PH	AIRPACK