












OWNER:  شرکت مست و سویی گستره ایرانیاان (سهامی خاص)	BUSHEHR PETROCHEMICAL COMPANY MEG PLANT						EPC CONTRACTOR:  Chagalesh-Engerchimi-Steam Joint Venture BUPC-MEG PLANT PROJECT		
	P&ID FOR NITROGEN GAS BOOSTER						 Netherlands		
MC :   شرکت مست و سویی گستره ایرانیاان (سهامی خاص)	Project	Area	Phase	Unit	Dis.	Doc.	Seq.	Contract No : 52-98/445	
Owner Document Number: 17811-03A	BU	20	VD	303	PR	DWG	0013	Rev.:	Page
								02	1 of 4

P&ID FOR GAS BOOSTER

 شرکت مست و سویی گستره ایرانیاان  شرکت مست و سویی گستره ایرانیاان (سهامی خاص)	 Chagalesh-Engerchimi-Steam Joint Venture BUPC-MEG PLANT PROJECT	BUSHEHR PETROCHEMICAL COMPANY MEG PLANT
Document Review		
Issue Purpose:	IFA	
Result Code: AP,AN,CM,RE,NC	AN	
Next Status : IFC,IFA,IFI,AFC,AB	AFC	
Responsible Department	MECHANICAL	
Commented Date	Feb/12/2022	
Approval or review hereunder shall not be construed to relieve Vendor / Subcontractor of his responsibilities and liability under the contract.		

02	04/11/2021	For approval	KP	JR	PW	
01	09/09/2021	For approval	KP	JR	PW	
Rev.	Date	Purpose of Issue	Prepared	Checked	Approved	AC Code
					Class: 1	Phase: P

OWNER:  شرکت ست و هوئی آوند ایرانین (سهایی ناسی)	BUSHEHR PETROCHEMICAL COMPANY MEG PLANT						EPC CONTRACTOR: 		
	P&ID FOR NITROGEN GAS BOOSTER								
MC :  شرکت ست و هوئی آوند ایرانین (سهایی ناسی)	Project	Area	Phase	Unit	Dis.	Doc.	Seq.	Contract No : 52-98/445	
Owner Document Number: 17811-03A	BU	20	VD	303	PR	DWG	0013	Rev.:	Page
								01	2 of 4

TABULATION OF REVISED PAGES

Page	D00	D01	D02	D03	D04
1.	X	X			
2.	X	X			
3.	X	X			
4.	X	X			
5.					
6.					
7.					
8.					
9.					
10.					
11.					
12.					
13.					
14.					
15.					
16.					
17.					
18.					
19.					
20.					
21.					
22.					
23.					
24.					
25.					
26.					
27.					
28.					
29.					
30.					
31.					
32.					
33.					
34.					

Page	D00	D01	D02	D03	D04
35.					
36.					
37.					
38.					
39.					
40.					
41.					
42.					
43.					
44.					
45.					
46.					
47.					
48.					
49.					
50.					
51.					
52.					
53.					
54.					
55.					
56.					
57.					
58.					
59.					
60.					
61.					
62.					
63.					
64.					
65.					
66.					
67.					
68.					

A		B		C		D	
COMPRESSOR		MAIN MOTOR		PULS. DAMPER 1ST STAGE INLET		PULS. DAMPER 1ST STAGE OUTLET	
Tagnumber:	20-C-1002	Tagnumber:	20-C-1002-M	Tagnumber:	20-DC-1002-1	Tagnumber:	20-DC-1002-2
Type:	2-stage oilfree piston	Rated power:	45 kW	Volume:	TBC	Volume:	TBC
Compressor capacity:	565 Nm ³ /hr	Speed:	1485 rpm	OP / DP:	7 to 9 bar(a) / 13.5 bar(a)	OP / DP:	14.5 bar(a) / 25 bar(a)
Discharge pressure:	23.5 bar(a)	Power supply:	400 V / 50 Hz / 3 ph	OT / DT:	5 to 55°C / 0 to 80°C	OT / DT:	134°C / 0 to 170°C
Speed:	400 rpm	Nominal current:	TBC	Design:	AMSE VIII. Div. 1	Design:	AMSE VIII. Div. 1
Discharge temperature:	134°C / 64°C	Ingress protection:	IP 55	Material:	Carbon steel	Material:	Carbon steel
		Hazardous area class:	Ex II 3G IIB T3, Eex'd				

GENERAL NOTES	
NOTES:	
1.	All signals mentioned in P&ID will be transferred to FCS via Modbus TCP/IP communication link
2.	CW valve will open on compressor start and close on compressor stop
HOLDS:	

Suction/Discharge pressure and temperature and design condition of each stage must be reported separately.

All PSVs inlet/outlet size rating and orifice designation as per API letter shall be specified.

OP and DP shall be rechecked and revised.

Considering the fact that the discharge pressure is 23.5, STOP set point must be double-checked.

BU-20-D-100-PR-PID-101
2"-NL-1002-511C(N)

To be deleted

Pneumatic connection

Please specify process connection size

Valve type schematic shall be modified (globe)

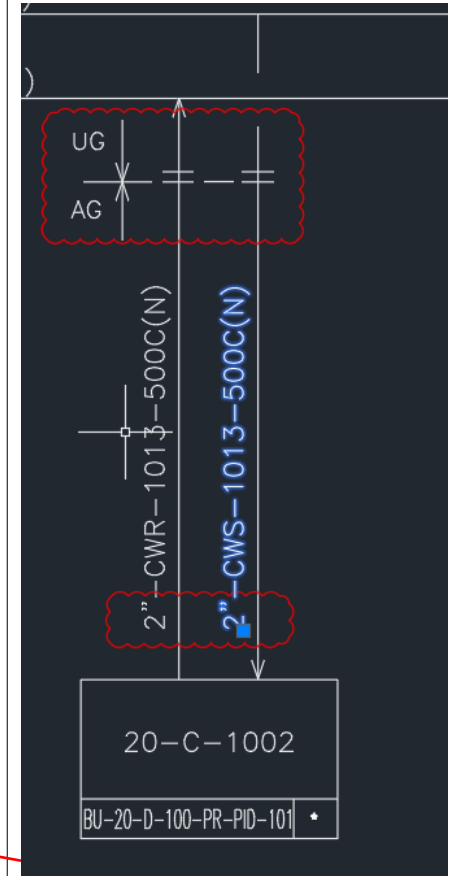
Since compressor discharge pressure is 23.5, The set points shall be checked again.

LG-10151

BU-20-D-100-PR-PID-101
11/2"-NM-1021-539D(H)

Please be advised that as per above picture cooling water line 2" can be prepared by client in vendor battery limit .AIRPACK is expected to check the cooling water line again and select suitable line size.

PG-10161



REV.	DATE	PURPOSE OF ISSUE (P.O.I.)	PREP.	CHKD.	APPR.	AC.
02	03/11/21	for approval	KP	CS	KP	JL
01	09/09/21	For approval	KP	CS	KP	JL

OWNER:				CONTRACTOR:					
PROJECT:	BUSHEHR PETROCHEMICAL COMPANY MEG PLANT								
DRAWING TITLE:	17811-03 P&ID FOR NITROGEN GAS BOOSTER								
CONTRACT NO.	52-98/445	SCALE	XX	SIZE	A0	CLASS	1	PHASE	P
DOCUMENT NO.	PROJECT	AREA	PHASE	MRQ No.	DIS.	DOC.	SEQ.	SHEET	REV. NO.
OWNER DOC. NO.:	BU	20	VD	303	PR	DWG	0013	1 OF 2	2

