












OWNER:  شرکت سست و سویی آرمینان (سهای نخا)	BUSHEHR PETROCHEMICAL COMPANY MEG PLANT						EPC CONTRACTOR:  Chagalesh-Enerchimi-Steam Joint Venture BUPC-MEG PLANT PROJECT		
	MC :  شرکت سست و سویی آرمینان توسعه ایسراداران	PULSATION DAMPER MECHANICAL DATA SHEET FOR EMERGENCY INSTRUMENT AIR COMPRESSOR						 Netherlands	
Owner Document Number: 17811-111		Project	Area	Phase	Unit	Dis.	Doc.	Seq.	Contract No : 52-98/445
	BU	20	VD	303	ME	DSH	0028	Rev.: 02	Page 1 of 3

PULSATION DAMPER MECHANICAL DATA SHEET FOR EMERGENCY INSTRUMENT AIR COMPRESSOR

 شرکت سست و سویی آرمینان	 Chagalesh-Enerchimi-Steam Joint Venture BUPC-MEG PLANT PROJECT	BUSHEHR PETROCHEMICAL COMPANY MEG PLANT
Document Review		
Issue Purpose:	IFA	
Result Code: AP,AN,CM,RE,NC	AP	
Next Status : IFC,IFA,IFI,AFC,AB	AFC	
Responsible Department	MECHANICAL	
Commented Date	4/19/2022	
Approval or review hereunder shall not be construed to relieve Vendor / Subcontractor of his responsibilities and liability under the contract.		

02	13/04/2022	For approval	KP	LdM	JR	
01	10/03/2022	For approval	KP	LdM	JR	
00	25/02/2022	For approval	KP	LdM	JR	
Rev.	Date	Purpose of Issue	Prepared	Checked	Approved	AC Code
					Class: 1	Phase: P

VENDOR				Pulsation damper mechanical datasheet		P.O. No.	52-98/445
						Document No.	17811-111
						Sheet No.	1
						Rev.No	2
CONTRACTOR / END USER				BUSHEHR PETROCHEMICAL COMPANY MEG PLANT			
   				شرکت سبست و سوی توسعه ایرانیان OAS CHANGHAI INSTITUTE OF CHEMISTRY SHANGHAI REPO-NEO PLANT PROJECT			
				Service		instrument air compressor package	
Inlet pulsation damper (20-DC-7080-1)							
2	OPERATING PRESSURE	Bar(a)	8.5 bar(a)				
3	DESIGN PRESSURE	Bar(g)	14.5 bar(g)				
4	HYDROTEST PRESSURE		1.3 X MAWP as per ASME VIII				
5	OPERATING TEMPERATURE	°C	5-55				
6	DESIGN TEMPERATURE	°C	0-85				
7	DESIGN CODE		ASME VIII Div. 1 Ed. 2021				
8	MATERIAL CERTIFICATE		3.1				
9	MATERIAL OF CONSTRUCTION		Shell /pipes : SA106 gr B, Heads : SA234 WPB, flanges : SA105				
10	NOZZLE SIZE		2" 150# for inlet and outlet, 1/2 NPT-F for drain				
11	DIMENSIONS	DiAx IT	8" x 750mm				
12	WEIGHT EMPTY	kg	65				
13	WEIGHT FILLED WITH WATER	kg	95				
14	CAPACITY	Liters	30				
15	TESTING AS PER CODE		ASME VIII Div. 1 Ed. 2021				
16	CORROSION ALLOWANCE	mm	3				
17	PWHT	Yes/No	No				
18	THICKNESS	mm	8.18				
20	Design approach		API 618 Design approach 2				
21	Maximum Allowable Compressor Cylinder Flange Pressure Pulsation as per clause 7.9.4.2.5.2.1 of API618.		7%				
22	Maximum Allowable Pressure Drop as per clause 7.9.4.2.5.3.1 of API 618.	Bar	0,0926				
22	Maximum Allowable Pulsation Limits at and Beyond Line-side Nozzles of Pulsation Suppression Devices as per clause 7.9.4.2.5.2.2.1 of API 618.	bar	0,169				
outlet pulsation damper (20-DC-7080-2)							
24	OPERATING PRESSURE	Bar(a)	21 bar(a)				
25	DESIGN PRESSURE	Bar(g)	26 bar(g)				
26	HYDROTEST PRESSURE		1.3 X MAWP as per ASME VIII				
27	OPERATING TEMPERATURE	°C	180				
28	DESIGN TEMPERATURE	°C	0-210				
29	DESIGN CODE		ASME VIII Div. 1 Ed. 2021				
30	MATERIAL CERTIFICATE		3.1				
31	MATERIAL OF CONSTRUCTION		Shell /pipes : SA106 gr B, Heads : SA234 WPB, flanges : SA105				
32	NOZZLE SIZE INLET/OUTLET		2" 300# for inlet and outlet, 1/2 NPT-F for drain				
33	DIMENSIONS	DiAx IT	8" x 750mm				
34	WEIGHT EMPTY	kg	67				
35	WEIGHT FILLED WITH WATER	kg	97				
36	CAPACITY	Liters	30				
37	TESTING AS PER CODE		ASME VIII Div. 1 Ed. 2021				
38	CORROSION ALLOWANCE	mm	3				
39	PWHT	Yes/No	No				
40	THICKNESS	mm	8.18				
42	Maximum Allowable Compressor Cylinder Flange Pressure Pulsation as per clause 7.9.4.2.5.2.1 of API618.	Bar(g)	7%				
43	Maximum Allowable Pressure Drop as per clause 7.9.4.2.5.3.1 of API 618.	Bar	0,154				
44	Maximum Allowable Pulsation Limits at and Beyond Line-side Nozzles of Pulsation Suppression Devices as per clause 7.9.4.2.5.2.2.1 of API 618.	bar	1,522				
45							
46							
47							
48							
49							
50							
51	NOTES:						
52	1) Please refer to attachments for pulsation study records						
53							
54							