







OWNER:  شرکت سست و پوی توپو ایرانیان (سهامی خاص)	BUSHEHR PETROCHEMICAL COMPANY MEG PLANT						EPC CONTRACTOR:  Chagalesh-Enerchimi-Steam Joint Venture BUPC-MEG PLANT PROJECT		
	MC :  شرکت سست و پوی توپو ایرانیان (سهامی خاص)	FINAL DATA BOOK INDEX FOR NITROGEN GAS BOOSTER						 Netherlands	
Project								Area	Phase
Owner Document Number: 17811-19A	BU	20	VD	303	DC	INX	0061	Rev.:	Page
								00	1 of 3

Please update the revision of all the documents

## FINAL DATA BOOK INDEX FOR NITROGEN GAS BOOSTER

 شرکت سست و پوی توپو ایرانیان (سهامی خاص)	 Chagalesh-Enerchimi-Steam Joint Venture BUPC-MEG PLANT PROJECT	<b>BUSHEHR PETROCHEMICAL COMPANY MEG PLANT</b>
<b>Document Review</b>		
Issue Purpose:	IFA	
Result Code: AP,AN,CM,RE,NC	CM	
Next Status : IFC,IFA,IFI,AFC,AB	IFA	
Responsible Department	MECHANICAL	
Commented Date	8/17/2022	
Approval or review hereunder shall not be construed to relieve Vendor / Subcontractor of his responsibilities and liability under the contract.		

00	05/07/2022	For approval	MC	KP	JR	
Rev.	Date	Purpose of Issue	Prepared	Checked	Approved	AC Code
					Class: 1	Phase: <b>P</b>



Project title block to be added here.



BUSHEHR PETROCHEMICAL COMPANY



FINAL DATA BOOK INDEX FOR RECIPROCATING COMPRESSOR & NITROGEN GAS BOOSTER  
BU-20-VD-303-DC-INX-0061



Part 1 - Design and Manufacturing Document				
#	Document No.	Document Title	Rev. No.	Hyper Link
1	BU-20-VD-303-DC-INX-0061	FINAL DATA BOOK INDEX FOR RECIPROCATING COMPRESSOR & NITROGEN GAS BOOSTER	00	
2	BU-20-VD-303-DC-DCI-0001	Vendor Print Index & Schedule (VPIS) For Reciprocating Compressors & Nitrogen Gas Booster	06	
3	BU-20-VD-303-PE-LST-0002	Sub Vendor List	02	
4	BU-20-VD-303-PR-DWG-0013	P&ID FOR NITROGEN GAS BOOSTER	07	
5	BU-20-VD-303-PR-LST-0014	UTILITY CONSUMPTION LIST FOR NITROGEN GAS BOOSTER	02	
6	BU-20-VD-303-IN-DSH-0015	CALCULATION & DATA SHEET OF SAFETY VALVE FOR NITROGEN GAS BOOSTER	04	
7	BU-20-VD-303-ME-CAL-0016	AFTER COOLER MECHANICAL STRENGTH CALCULATION FOR NITROGEN GAS BOOSTER	04	
8	BU-20-VD-303-ME-DSH-0017	AFTER COOLER MECHANICAL DATA SHEET FOR NITROGEN GAS BOOSTER	05	
9	BU-20-VD-303-ME-DWG-0018	AFTER COOLER DETAIL DRAWING FOR NITROGEN GAS BOOSTER	02	
10	BU-20-VD-303-ME-DSH-0019	MAIN OIL PUMP MECHANICAL DATA SHEET FOR NITROGEN GAS BOOSTER	02	
11	BU-20-VD-303-ME-DSH-0020	LUBE OIL SYSTEM FILTER MECHANICAL DATA SHEET FOR NITROGEN GAS BOOSTER	02	
12	BU-20-VD-303-EL-DWG-0021	LUBE OIL SYSTEM HEATER DATA SHEET AND DRAWING FOR NITROGEN GAS BOOSTER	01	
13	BU-20-VD-303-ME-DSH-0022	MECHANICAL DATA SHEET FOR NITROGEN GAS BOOSTER	06	
14	BU-20-VD-303-ME-DWG-0023	GENERAL ARRANGEMENT DRAWING FOR NITROGEN GAS BOOSTER	04	
15	BU-20-VD-303-ME-DWG-0024	RECIPROCATING COMPRESSOR DETAIL DRAWING WITH PARTS LIST FOR NITROGEN GAS BOOSTER	01	
16	BU-20-VD-303-ME-LST-0025	LUBRICANT LIST AND MATERIAL SAFETY DATA SHEET	01	
17	BU-20-VD-303-ME-CAL-0026	PULSATION DAMPER MECHANICAL STRENGTH CALCULATION FOR NITROGEN GAS BOOSTER	05	
18	BU-20-VD-303-ME-DSH-0027	PULSATION DAMPER MECHANICAL DATA SHEET FOR NITROGEN GAS BOOSTER	06	
19	BU-20-VD-303-ME-DSH-0028	PULSATION DAMPER MECHANICAL DATA SHEET FOR EMERGENCY INSTRUMENT AIR COMPRESSOR	03	
20	BU-20-VD-303-ME-DWG-0029	ALL EQUIPMENT NAME PLATE DRAWING	00	
21	BU-20-VD-303-PI-DWG-0030	3D MODEL FOR NITROGEN GAS BOOSTER	00	
22	BU-20-VD-303-ME-DSH-0031	DATA SHEET & DRAWINGS FOR STRAINERS FOR NITROGEN GAS BOOSTER	03	
23	BU-20-VD-303-IN-INX-0032	INSTRUMENT INDEX FOR NITROGEN GAS BOOSTER	06	
24	BU-20-VD-303-IN-DWG-0033	INSTRUMENT HOOK UP DRAWING FOR NITROGEN GAS BOOSTER	05	
25	BU-20-VD-303-IN-LST-0034	I/O LIST FOR NITROGEN GAS BOOSTER	05	
26	BU-20-VD-303-IN-DIG-0035	LOGIC DIAGRAMS-PROGRAM OF UCP - COMPRESSOR SHUTDOWN LOGIC DRAWING FOR NITROGEN GAS BOOSTER	06	
27	BU-20-VD-303-IN-DIG-0036	LOOP DIAGRAM FOR NITROGEN GAS BOOSTER	01	
28	BU-20-VD-303-IN-LST-0037	TRIP & ALARM SETPOINT LIST FOR NITROGEN GAS BOOSTER	05	
29	BU-20-VD-303-IN-LST-0038	INSTRUMENT CABLE LIST & SCHEDULE FOR NITROGEN GAS BOOSTER	03	
30	BU-20-VD-303-IN-DWG-0039	UCP/LCP/JB GENERAL ARRANGEMENT DRAWING & TERMINAL DETAILS FOR NITROGEN GAS BOOSTER INCL. BOM	04	
31	BU-20-VD-303-IN-DSH-0040	INSTRUMENT DATA SHEET FOR NITROGEN GAS BOOSTER	06	
32	BU-20-VD-303-IN-DSH-0041	CALCULATION & DATA SHEET OF CONTROL VALVES / ON-OFF VALVES FOR NITROGEN GAS BOOSTER	06	
33	BU-20-VD-303-PR-LST-0042	CAUSE & EFFECT CHART LIST FOR NITROGEN GAS BOOSTER	04	
34	BU-20-VD-303-IN-DIG-0043	UCP/LCP/JB WIRING DIAGRAM FOR NITROGEN GAS BOOSTER	06	
35	BU-20-VD-303-IN-DIG-0044	ARCHITECTURE DIAGRAM FOR NITROGEN GAS BOOSTER	03	
36	BU-20-VD-303-IN-DSH-0045	WORKSTATION DRAWING AND DATA SHEET	00	
37	BU-20-VD-303-PR-DPH-0046	CONTROL PHILOSOPHY FOR NITROGEN GAS BOOSTER	05	
38	BU-20-VD-303-PR-PRC-0047	HAZOP AND SIL STUDY PROCEDURE	01	
39	BU-20-VD-303-EL-LST-0048	ELECTRICAL LOAD LIST FOR NITROGEN GAS BOOSTER	03	
40	BU-20-VD-303-EL-DIG-0049	SINGLE LINE DIAGRAM FOR POWER DISTRIBUTION PANEL FOR NITROGEN GAS BOOSTER	04	
41	BU-20-VD-303-EL-LST-0050	POWER CABLE SCHEDULE & LIST FOR NITROGEN GAS BOOSTER	02	
42	BU-20-VD-303-EL-DSH-0051	COMPRESSOR MOTOR DATA SHEET FOR NITROGEN GAS BOOSTER	05	
43	BU-20-VD-303-EL-DIG-0052	COMPRESSOR MOTOR CURVE FOR NITROGEN GAS BOOSTER	01	
44	BU-20-VD-303-EL-DWG-0053	COMPRESSOR MOTOR OUTLINE DRAWING & TERMINAL BOX WIRING DIAGRAM FOR NITROGEN GAS BOOSTER	03	
45	BU-20-VD-303-ME-LST-0056	SPECIAL TOOLS LIST	00	
46	BU-20-VD-303-IN-LST-0057	MODBUS LIST FOR NITROGEN GAS BOOSTER	03	
47	BU-20-VD-303-EL-DWG-0058	LV DISTRIBUTION PANEL DRAWING FOR NITROGEN GAS BOOSTER	01	
48	BU-20-VD-303-EL-DWG-0059	LV DISTRIBUTION PANEL DRAWING FOR EMERGENCY INSTRUMENT AIR COMPRESSOR	01	
49	BU-20-VD-303-PR-LST-0063	TIE IN POINT LIST	02	
50	BU-20-VD-303-PR-LST-0064	PIPING VALVE LIST	01	
51	BU-20-VD-303-PR-LST-0065	PIPING LINE LIST NITROGEN GAS BOOSTER	03	
52	BU-20-VD-303-PR-DWG-0066	P&ID FOR EMERGENCY INSTRUMENT AIR COMPRESSOR	05	
53	BU-20-VD-303-PR-LST-0067	UTILITY CONSUMPTION LIST FOR EMERGENCY INSTRUMENT AIR COMPRESSOR	02	
54	BU-20-VD-303-IN-DSH-0068	CALCULATION & DATA SHEET OF SAFETY VALVE FOR EMERGENCY INSTRUMENT AIR COMPRESSOR	04	
55	BU-20-VD-303-ME-CAL-0069	AFTER COOLER MECHANICAL STRENGTH CALCULATION FOR EMERGENCY INSTRUMENT AIR COMPRESSOR	04	
56	BU-20-VD-303-ME-DSH-0070	AFTER COOLER MECHANICAL DATA SHEET FOR EMERGENCY INSTRUMENT AIR COMPRESSOR	01	
57	BU-20-VD-303-ME-DWG-0071	AFTER COOLER DETAIL DRAWING FOR EMERGENCY INSTRUMENT AIR COMPRESSOR	02	
58	BU-20-VD-303-ME-DSH-0072	MAIN OIL PUMP MECHANICAL DATA SHEET FOR EMERGENCY INSTRUMENT AIR COMPRESSOR	02	
59	BU-20-VD-303-ME-DSH-0073	LUBE OIL SYSTEM FILTER MECHANICAL DATA SHEET FOR EMERGENCY INSTRUMENT AIR COMPRESSOR	02	
60	BU-20-VD-303-EL-DWG-0074	LUBE OIL SYSTEM HEATER DATA SHEET AND DRAWING FOR EMERGENCY INSTRUMENT AIR COMPRESSOR	02	
61	BU-20-VD-303-ME-DSH-0075	MECHANICAL DATA SHEET FOR EMERGENCY INSTRUMENT AIR COMPRESSOR	05	
62	BU-20-VD-303-ME-DWG-0076	GENERAL ARRANGEMENT DRAWING FOR EMERGENCY INSTRUMENT AIR COMPRESSOR	04	
63	BU-20-VD-303-ME-DWG-0077	RECIPROCATING COMPRESSOR DETAIL DRAWING WITH PARTS LIST FOR EMERGENCY INSTRUMENT AIR COMPRESSOR	01	
64	BU-20-VD-303-ME-CAL-0078	PULSATION DAMPER MECHANICAL STRENGTH CALCULATION FOR EMERGENCY INSTRUMENT AIR COMPRESSOR	03	
65	BU-20-VD-303-ME-DWG-0079	PULSATION DAMPER DETAIL DRAWING FOR NITROGEN GAS BOOSTER	06	
66	BU-20-VD-303-ME-DWG-0080	PULSATION DAMPER DETAIL DRAWING FOR EMERGENCY INSTRUMENT AIR COMPRESSOR	05	
67	BU-20-VD-303-PI-DWG-0081	3D MODEL FOR EMERGENCY INSTRUMENT AIR COMPRESSOR	00	
68	BU-20-VD-303-ME-DSH-0082	DATA SHEET & DRAWINGS FOR STRAINERS FOR EMERGENCY INSTRUMENT AIR COMPRESSOR	02	
69	BU-20-VD-303-IN-INX-0083	INSTRUMENT INDEX FOR EMERGENCY INSTRUMENT AIR COMPRESSOR	05	
70	BU-20-VD-303-IN-DWG-0103	INSTRUMENT HOOK UP DRAWING FOR EMERGENCY INSTRUMENT AIR COMPRESSOR	04	
71	BU-20-VD-303-IN-LST-0084	I/O LIST FOR EMERGENCY INSTRUMENT AIR COMPRESSOR	05	
72	BU-20-VD-303-IN-DIG-0085	LOGIC DIAGRAMS-PROGRAM OF UCP - COMPRESSOR SHUTDOWN LOGIC DRAWING FOR EMERGENCY INSTRUMENT AIR COMPRESSOR	04	
73	BU-20-VD-303-IN-DIG-0086	LOOP DIAGRAM FOR EMERGENCY INSTRUMENT AIR COMPRESSOR	01	
74	BU-20-VD-303-IN-LST-0087	TRIP & ALARM SETPOINT LIST FOR EMERGENCY INSTRUMENT AIR COMPRESSOR	02	
75	BU-20-VD-303-IN-LST-0088	INSTRUMENT CABLE LIST & SCHEDULE FOR EMERGENCY INSTRUMENT AIR COMPRESSOR	03	
76	BU-20-VD-303-IN-DWG-0089	UCP/LCP/JB GENERAL ARRANGEMENT DRAWING & TERMINAL DETAILS FOR EMERGENCY INSTRUMENT AIR COMPRESSOR INCL. BOM	03	
77	BU-20-VD-303-IN-DSH-0090	INSTRUMENT DATA SHEET FOR EMERGENCY INSTRUMENT AIR COMPRESSOR	06	
78	BU-20-VD-303-IN-DSH-0091	CALCULATION & DATA SHEET OF CONTROL VALVES / ON-OFF VALVES FOR EMERGENCY INSTRUMENT AIR COMPRESSOR	05	
79	BU-20-VD-303-PR-LST-0092	CAUSE & EFFECT CHART LIST FOR EMERGENCY INSTRUMENT AIR COMPRESSOR	02	
80	BU-20-VD-303-IN-DIG-0093	UCP/LCP/JB WIRING DIAGRAM FOR EMERGENCY INSTRUMENT AIR COMPRESSOR	05	
81	BU-20-VD-303-IN-DIG-0094	ARCHITECTURE DIAGRAM FOR EMERGENCY INSTRUMENT AIR COMPRESSOR	02	
82	BU-20-VD-303-PR-DPH-0095	CONTROL PHILOSOPHY FOR EMERGENCY INSTRUMENT AIR COMPRESSOR	02	
83	BU-20-VD-303-EL-LST-0096	ELECTRICAL LOAD LIST FOR EMERGENCY INSTRUMENT AIR COMPRESSOR	03	
84	BU-20-VD-303-EL-DIG-0097	SINGLE LINE DIAGRAM FOR POWER DISTRIBUTION PANEL FOR EMERGENCY INSTRUMENT AIR COMPRESSOR	05	
85	BU-20-VD-303-EL-LST-0098	POWER CABLE SCHEDULE & LIST FOR EMERGENCY INSTRUMENT AIR COMPRESSOR	02	
86	BU-20-VD-303-EL-DSH-0099	COMPRESSOR MOTOR DATA SHEET FOR EMERGENCY INSTRUMENT AIR COMPRESSOR	05	
87	BU-20-VD-303-EL-DIG-0100	COMPRESSOR MOTOR CURVE FOR EMERGENCY INSTRUMENT AIR COMPRESSOR	01	
88	BU-20-VD-303-EL-DWG-0101	COMPRESSOR MOTOR OUTLINE DRAWING & TERMINAL BOX WIRING DIAGRAM FOR EMERGENCY INSTRUMENT AIR COMPRESSOR	03	
89	BU-20-VD-303-IN-LST-0102	MODBUS LIST FOR EMERGENCY INSTRUMENT AIR COMPRESSOR	02	
90	BU-20-VD-303-PR-LST-0104	PIPING LINE LIST FOR EMERGENCY INSTRUMENT AIR COMPRESSOR	00	
Part 2 - Operating and Maintenance Data				
#	Document No.	Document Title	Rev. No.	Hyper Link
1	BU-20-VD-303-PE-PRC-0008	PACKING, MARKING, SHIPPING AND PRESERVATION PROCEDURE	02	
2	BU-20-VD-303-PI-DCR-0010	SURFACE PREPARATION & PAINTING PROCEDURE	05	
3	BU-20-VD-303-ME-MNL-0012	INSTALLATION, OPERATION & MAINTENANCE MANUAL	00	
4	BU-20-VD-303-ME-LST-0054	TWO YEARS SPARE PART LIST IN SPLIR FORMAT	00	
5	BU-20-VD-303-ME-LST-0055	COMMISSIONING AND START-UP SPARE PART LIST IN SPLIR FORMAT	00	
6	BU-20-VD-303-IN-RPT-0106	HAZOP REPORT	00	
Part 3 - Manufacture's Data Report				
#	Document No.	Document Title	Rev. No.	Hyper Link
1	BU-20-VD-303-QC-ITP-0005	Inspection and Test Plan (ITP) for Reciprocating Compressor-MEG-303	05	
2	BU-20-VD-303-QC-PRC-0006	HYDROSTATIC/ PNEUMATIC TEST PROCEDURE	01	
3	BU-20-VD-303-QC-PRC-0007	NDE PROCEDURE	03	
4	BU-20-VD-303-QC-PRC-0009	COMPRESSOR FAT TEST PROCEDURE	02	
5	BU-20-VD-303-QC-WPS-0011	W.P.S & P.Q.R.	00	
6	BU-20-VD-303-QC-RPT-0105	SIL REPORT	00	
7		Approve Packing List		
8		Inspection Release Note		
9		Inspection Report & MOM		

All documents in VPIS shall be added to Final book. Please recheck.

Below items to be added in part 3:  
1- Hydrostatic Test / Pneumatic Test Report  
2- Compressor FAT Test Report  
3- NDT Report