

OWNER



**BUSHEHR PETROCHEMICAL COMPANY
MEG PLANT**

EPC CONTRACTOR:



MC :



شرکت سفت و سوی
توسعه ایرانیان




**After cooler mechanical data sheet for
reciprocating compressor**



Owner Document Number: 17811-11B	Project	Area	Phase	Unit	Dis.	Doc.	Seq.	Contract No : 52-98/445	
	BU	20	VD	303	ME	DSH	0017	Rev.:	Page
								00	1 of 3

After cooler mechanical data sheet for reciprocating compressor

00	11/12/2020	For approval	KP	KP	KP	
Rev.	Date	Purpose of Issue	Prepared	Checked	Approved	AC Code
					Class: 1	Phase: p

OWNER  شرکت پتروشیمی بوته‌ر	BUSHEHR PETROCHEMICAL COMPANY MEG PLANT						EPC CONTRACTOR: 		
	After cooler mechanical data sheet for reciprocating compressor								
MC:  شرکت سفت و سوی توسعه ایرانیان	Project	Area	Phase	Unit	Dis.	Doc.	Seq.	Contract No : 52-98/445	
Owner Document Number: 17811-11B	BU	20	VD	303	ME	DSH	0017	Rev.:	Page
								00	2 of 3

TABULATION OF REVISED PAGES

Page	D00	D01	D02	D03	D04
1.	X				
2.	X				
3.	X				
4.					
5.					
6.					
7.					
8.					
9.					
10.					
11.					
12.					
13.					
14.					
15.					
16.					
17.					
18.					
19.					
20.					
21.					
22.					
23.					
24.					
25.					
26.					
27.					
28.					
29.					
30.					
31.					
32.					
33.					
34.					

Page	D00	D01	D02	D03	D04
35.					
36.					
37.					
38.					
39.					
40.					
41.					
42.					
43.					
44.					
45.					
46.					
47.					
48.					
49.					
50.					
51.					
52.					
53.					
54.					
55.					
56.					
57.					
58.					
59.					
60.					
61.					
62.					
63.					
64.					
65.					
66.					
67.					

VENDOR				Aftercooler mechanical datasheet		P.O. No.		52-98/445	
						Document No.		17811-11B	
						Sheet No.		3	
						Rev.No		00	
CONTRACTOR / END USER				BUSHEHR PETROCHEMICAL COMPANY MEG PLANT					
								Service	
AFTER COOLER (20-AEC-1002-1)									
1									
2		SHELL SIDE (HUMID AIR)			TUBE SIDE (WATER)			GENERAL	
3	SHELL OPERATING PRESS.	bar(a)	23,5	TUBE OPERATING PRESS.	bar(g)	4,5	MANUFACTURER	Monje	
4	SHELL DESIGN PRESS.	bar(g)	25	TUBE DESIGN PRESS.	bar(g)	10	INLET SIZE	2" 300#	
5	SHELL OPERATING TEMP.	°C	190	TUBE OPERATING TEMP.	°C	35	OUTLET SIZE	2" 300#	
6	SHELL DESIGN TEMP.	°C	210	TUBE DESIGN TEMP.	°C	95	WATER INLET	1 1/2"SAE	
7	SHELL DIFF PRESSURE	mbar	4	TUBE DIFF PRESSURE	mbar	5	WATER OUTLER	1 1/2"SAE	
8	DISCHARGE TEMP.	°C	40	DISCHARGE TEMP.	°C	45	CORROSION ALL.	0	
9	AIR FLOW	Nm3/hr	173	WATER FLOW	m3/hr	1,4	DIM. LxWxH	TBC	
10	SHELL MATERIAL		SS316	TUBE MATERIAL		SS316	WEIGHT	TBC	
11	DESIGN CODE		TEMA C, ASME VIII	DESIGN CODE		TEMA C, ASME VIII			
AFTER COOLER (20-AEC-1002-1)									
1									
2		SHELL SIDE (HUMID AIR)			TUBE SIDE (WATER)			GENERAL	
3	SHELL OPERATING PRESS.	bar(a)	21	TUBE OPERATING PRESS.	bar(g)	4,5	MANUFACTURER	Monje	
4	SHELL DESIGN PRESS.	bar(g)	25	TUBE DESIGN PRESS.	bar(g)	10	INLET SIZE	2" 300#	
5	SHELL OPERATING TEMP.	°C	185	TUBE OPERATING TEMP.	°C	35	OUTLET SIZE	2" 300#	
6	SHELL DESIGN TEMP.	°C	210	TUBE DESIGN TEMP.	°C	95	WATER INLET	1 1/2"SAE	
7	SHELL DIFF PRESSURE	mbar	4	TUBE DIFF PRESSURE	mbar	5	WATER OUTLER	1 1/2"SAE	
8	DISCHARGE TEMP.	°C	40	DISCHARGE TEMP.	°C	45	CORROSION ALL.	0	
9	AIR FLOW	Nm3/hr	173	WATER FLOW	m3/hr	1,4	DIM. LxWxH	TBC	
10	SHELL MATERIAL		SS316	TUBE MATERIAL		SS316	WEIGHT	TBC	
11	DESIGN CODE		TEMA C, ASME VIII	DESIGN CODE		TEMA C, ASME VIII			
52	NOTES :								
53									
54									
55									