

OWNER:



شرکت سست و سویی توستر ایرانیاان
(سهامی خاص)

**BUSHEHR PETROCHEMICAL COMPANY
MEG PLANT**

EPC CONTRACTOR:



Chagalesh-Enerchimi-Steam
Joint Venture
BUPC-MEG PLANT PROJECT

MC :



شرکت سست و سویی توستر ایرانیاان
(سهامی خاص)





**MODBUS LIST FOR EMERGENCY
INSTRUMENT AIR COMPRESSOR**



Owner Document Number: 17811-56B	Project	Area	Phase	Unit	Dis.	Doc.	Seq.	Contract No : 52-98/445	
	BU	20	VD	303	IN	LST	0102	Rev.:	Page
								00	1 of 4

**MODBUS LIST FOR EMERGENCY INSTRUMENT AIR
COMPRESSOR**

01	19/10/2021	For approval		WZ	RB	KP	
00	16/04/2021	For approval		TJ	RB	KP	
Rev.	Date	Purpose of Issue		Prepared	Checked	Approved	AC Code
						Class: 1	Phase: P

OWNER:  شرکت ست و سوبی توپد ایرانین (سامی ناس)	BUSHEHR PETROCHEMICAL COMPANY MEG PLANT						EPC CONTRACTOR:  Chagalesh-Enerchimi-Steam Joint Venture BUPC-MEG PLANT PROJECT 		
	MODBUS LIST FOR EMERGENCY INSTRUMENT AIR COMPRESSOR						Contract No : 52-98/445		
MC :  شرکت ست و سوبی توپد ایرانین (سامی ناس)	Project	Area	Phase	Unit	Dis.	Doc.	Seq.	Rev.:	Page
Owner Document Number: 17811-56B	BU	20	VD	303	IN	LST	0102	00	2 of 4

TABULATION OF REVISED PAGES

Page	D00	D01	D02	D03	D04
1.	X	X			
2.	X	X			
3.	X	X			
4.	X	X			
5.	X				
6.	X				
7.					
8.					
9.					
10.					
11.					
12.					
13.					
14.					
15.					
16.					
17.					
18.					
19.					
20.					
21.					
22.					
23.					
24.					
25.					
26.					
27.					
28.					
29.					
30.					
31.					
32.					
33.					
34.					

Page	D00	D01	D02	D03	D04
35.					
36.					
37.					
38.					
39.					
40.					
41.					
42.					
43.					
44.					
45.					
46.					
47.					
48.					
49.					
50.					
51.					
52.					
53.					
54.					
55.					
56.					
57.					
58.					
59.					
60.					
61.					
62.					
63.					
64.					
65.					

(17811-56B)- Modbus List



NO.	AIRPACK TAG NUMBER	SERVICE	HOLDING REGISTER	BIT NO.	SIGNAL TYPE	FUNCTION CODE	UNIT	SCALE		ALARM VALUE(S)	TRIP VALUE(S)	RAW LOW COUNT	RAW HIGH COUNT	ALARM / TRIP TYPE	STATE 0	STATE 1	REMARKS
								0%	100%								
1	XA-101	PLC condition healthy	40001	0	BOOL	3	-	-	-	-	-	-	-	-	Unhealthy	Healthy	-
2	XAL-715-2	Common alarm	40001	1	BOOL	3	-	-	-	-	-	-	-	-	Alarm	Healthy	-
3	XA-103	Common trip	40001	2	BOOL	3	-	-	-	-	-	-	-	-	Trip	Healthy	-
4	XA-104	Compressor operational	40001	3	BOOL	3	-	-	-	-	-	-	-	-	Stopped	Running	-
5	XA-105	Compressor running	40001	4	BOOL	3	-	-	-	-	-	-	-	-	Stopped	Running	-
6	-	Spare	40001	5	BOOL	3	-	-	-	-	-	-	-	-	-	-	-
7	-	Spare	40001	6	BOOL	3	-	-	-	-	-	-	-	-	-	-	-
8	-	Spare	40001	7	BOOL	3	-	-	-	-	-	-	-	-	-	-	-
9	-	Spare	40001	8	BOOL	3	-	-	-	-	-	-	-	-	-	-	-
10	-	Spare	40001	9	BOOL	3	-	-	-	-	-	-	-	-	-	-	-
11	-	Spare	40001	10	BOOL	3	-	-	-	-	-	-	-	-	-	-	-
12	-	Spare	40001	11	BOOL	3	-	-	-	-	-	-	-	-	-	-	-
13	-	Spare	40001	12	BOOL	3	-	-	-	-	-	-	-	-	-	-	-
14	-	Spare	40001	13	BOOL	3	-	-	-	-	-	-	-	-	-	-	-
15	-	Spare	40001	14	BOOL	3	-	-	-	-	-	-	-	-	-	-	-
16	-	Spare	40001	15	BOOL	3	-	-	-	-	-	-	-	-	-	-	-
17	XS-201	Accept alarms / trips (from DCS)	40002	0	BOOL	6	-	-	-	-	-	-	-	-	-	Accept	-
18	XS-202	Reset alarms / trips (from DCS)	40002	1	BOOL	6	-	-	-	-	-	-	-	-	-	Reset	-
19	XS-203	Start compressor (from DCS)	40002	2	BOOL	6	-	-	-	-	-	-	-	-	-	Start	-
20	XS-204	Stop compressor (from DCS)	40002	3	BOOL	6	-	-	-	-	-	-	-	-	-	Stop	-
21	XCS-715	Time synchronisation (from DCS)	40002	4	BOOL	6	-	-	-	-	-	-	-	-	-	-	-
22	-	Spare	40002	5	BOOL	6	-	-	-	-	-	-	-	-	-	-	-
23	HS-715-SD-1	Emergency shutdown command (from ESD)	40002	6	BOOL	6	-	-	-	-	-	-	-	-	ESD	Healthy	-
24	-	Spare	40002	7	BOOL	6	-	-	-	-	-	-	-	-	-	-	-
25	XS-715	Interlock switch stop compressor (from FCS)	40002	8	BOOL	6	-	-	-	-	-	-	-	-	Stop	Not_Stop	-
26	-	Spare	40002	9	BOOL	6	-	-	-	-	-	-	-	-	-	-	-
27	-	Spare	40002	10	BOOL	6	-	-	-	-	-	-	-	-	-	-	-
28	-	Spare	40002	11	BOOL	6	-	-	-	-	-	-	-	-	-	-	-
29	-	Spare	40002	12	BOOL	6	-	-	-	-	-	-	-	-	-	-	-
30	-	Spare	40002	13	BOOL	6	-	-	-	-	-	-	-	-	-	-	-
31	-	Spare	40002	14	BOOL	6	-	-	-	-	-	-	-	-	-	-	-
32	-	Spare	40002	15	BOOL	6	-	-	-	-	-	-	-	-	-	-	-
33	XA-301	Emergency shutdown relay	40003	0	BOOL	3	-	-	-	-	-	-	-	-	Trip	Healthy	-
34	XA-302	Main motor fault	40003	1	BOOL	3	-	-	-	-	-	-	-	-	Trip	Healthy	-
35	XA-303	PID controller alarm	40003	2	BOOL	3	-	-	-	-	-	-	-	-	Alarm	Healthy	-
36	XA-304	Oil heater fault	40003	3	BOOL	3	-	-	-	-	-	-	-	-	Trip	Healthy	-
37	XA-305	Main motor running	40003	4	BOOL	3	-	-	-	-	-	-	-	-	-	Running	-
38	XA-306	Oil heater running	40003	5	BOOL	3	-	-	-	-	-	-	-	-	-	Running	-
39	-	Spare	40003	6	BOOL	3	-	-	-	-	-	-	-	-	-	-	-
40	-	Spare	40003	7	BOOL	3	-	-	-	-	-	-	-	-	-	-	-
41	-	Spare	40003	8	BOOL	3	-	-	-	-	-	-	-	-	-	-	-
42	-	Spare	40003	9	BOOL	3	-	-	-	-	-	-	-	-	-	-	-
43	-	Spare	40003	10	BOOL	3	-	-	-	-	-	-	-	-	-	-	-
44	-	Spare	40003	11	BOOL	3	-	-	-	-	-	-	-	-	-	-	-
45	-	Spare	40003	12	BOOL	3	-	-	-	-	-	-	-	-	-	-	-
46	-	Spare	40003	13	BOOL	3	-	-	-	-	-	-	-	-	-	-	-
47	-	Spare	40003	14	BOOL	3	-	-	-	-	-	-	-	-	-	-	-
48	-	Spare	40003	15	BOOL	3	-	-	-	-	-	-	-	-	-	-	-
49	TAH-71101	TIT-71101 High Alarm	40004	0	BOOL	3	-	-	-	-	-	-	-	-	Alarm	Healthy	-
50	TAHH-71102	TIT-71102 High Trip	40004	1	BOOL	3	-	-	-	-	-	-	-	-	Trip	Healthy	-
51	PALL-71103	PIT-71103 Low Trip	40004	2	BOOL	3	-	-	-	-	-	-	-	-	Trip	Healthy	-
52	PAHH-71103	PIT-71103 High Trip	40004	3	BOOL	3	-	-	-	-	-	-	-	-	Trip	Healthy	-
53	PALL-71104	PIT-71104 Low Trip	40004	4	BOOL	3	-	-	-	-	-	-	-	-	Trip	Healthy	-
54	PALL-71107	PIT-71107 Low Trip	40004	5	BOOL	3	-	-	-	-	-	-	-	-	Trip	Healthy	-
55	PAHH-71107	PIT-71107 High Trip	40004	6	BOOL	3	-	-	-	-	-	-	-	-	Trip	Healthy	-
56	VAHH-71101	VT-71101 High Trip	40004	7	BOOL	3	-	-	-	-	-	-	-	-	Trip	Healthy	-
57	FAL-71101	FT-71101 Low Alarm	40004	8	BOOL	3	-	-	-	-	-	-	-	-	Alarm	Healthy	-
58	-	Spare	40004	9	BOOL	3	-	-	-	-	-	-	-	-	-	-	-
59	-	Spare	40004	10	BOOL	3	-	-	-	-	-	-	-	-	-	-	-
60	-	Spare	40004	11	BOOL	3	-	-	-	-	-	-	-	-	-	-	-
61	-	Spare	40004	12	BOOL	3	-	-	-	-	-	-	-	-	-	-	-
62	-	Spare	40004	13	BOOL	3	-	-	-	-	-	-	-	-	-	-	-
63	-	Spare	40004	14	BOOL	3	-	-	-	-	-	-	-	-	-	-	-
64	-	Spare	40004	15	BOOL	3	-	-	-	-	-	-	-	-	-	-	-
65	XY-71101	Compressor inlet solenoid valve	40010	0	BOOL	3	-	-	-	-	-	-	-	-	Close	Open	-
66	XY-71102	Compressor cooling water inlet solenoid valve	40010	1	BOOL	3	-	-	-	-	-	-	-	-	Close	Open	-
67	-	Spare	40010	2	BOOL	3	-	-	-	-	-	-	-	-	-	-	-
68	-	Spare	40010	3	BOOL	3	-	-	-	-	-	-	-	-	-	-	-
69	19K4	Compressor main motor start/stop	40010	4	BOOL	3	-	-	-	-	-	-	-	-	Stop	Start	-
70	19K6	Compressor oil heater on/off	40010	5	BOOL	3	-	-	-	-	-	-	-	-	Off	On	-
71	19K12	Compressor PID control active	40010	6	BOOL	3	-	-	-	-	-	-	-	-	Deactivate	Activate	-
72	-	Spare	40010	7	BOOL	3	-	-	-	-	-	-	-	-	-	-	-
73	-	Spare	40010	8	BOOL	3	-	-	-	-	-	-	-	-	-	-	-
74	-	Spare	40010	9	BOOL	3	-	-	-	-	-	-	-	-	-	-	-

(17811-56B)- Modbus List



NO.	AIRPACK TAG NUMBER	SERVICE	HOLDING REGISTER	BIT NO.	SIGNAL TYPE	FUNCTION CODE	UNIT	SCALE		ALARM VALUE(S)	TRIP VALUE(S)	RAW LOW COUNT	RAW HIGH COUNT	ALARM / TRIP TYPE	STATE 0	STATE 1	REMARKS
								0%	100%								
75	-	Spare	40010	10	BOOL	3	-	-	-	-	-	-	-	-	-	-	-
76	-	Spare	40010	11	BOOL	3	-	-	-	-	-	-	-	-	-	-	-
77	-	Spare	40010	12	BOOL	3	-	-	-	-	-	-	-	-	-	-	-
78	-	Spare	40010	13	BOOL	3	-	-	-	-	-	-	-	-	-	-	-
79	-	Spare	40010	14	BOOL	3	-	-	-	-	-	-	-	-	-	-	-
80	-	Spare	40010	15	BOOL	3	-	-	-	-	-	-	-	-	-	-	-
81	TIT-71101	Compressor inlet air temperature	40020	-	32Bit-floating	3	°C	0	80	H: 56	-	0	80	HIGH	-	-	-
82	TIT-71102	Compressor upstream after-cooler nitrogen temperature transmitter	40022	-	32Bit-floating	3	°C	0	200	-	HH: 195	0	200	HIGH	-	-	-
83	PIT-71103	Compressor inlet pressure	40024	-	32Bit-floating	3	°C	0	13,5	-	LL: 6,9 HH: 8,6	0	13,5	LOW & HIGH	-	-	-
84	PIT-71104	Compressor oil pressure	40026	-	32Bit-floating	3	bar(a)	-1	5	-	LL: 1,5	-1	5	LOW	-	-	-
85	PIT-71107	Compressor outlet pressure	40040	-	32Bit-floating	3	bar(a)	1	36	-	LL: 18,5 HH: 21,5	1	36	LOW & HIGH	-	-	-
86	VT-71101	Compressor vibration transmitter	40042	-	32Bit-floating	3	mm/s	0	to be advised	-	HH: 8	0	to be advised	HIGH	-	-	-
87	FT-71101	Cooling water outlet flow	40044	-	32Bit-floating	3	m3/hr	0	5	-	L: 2,3	0	5	LOW	-	-	-
88	-	-	-	-	-	-	-	-	-	-	-	-	-	-	-	-	-