










OWNER:  شرکت سست موبلی آوند ایرانیان (سهایی نمایی)	BUSHEHR PETROCHEMICAL COMPANY MEG PLANT						EPC CONTRACTOR:  Chagalesh-Enerchimi-Steam Joint Venture BUPC-MEG PLANT PROJECT		
MC :  شرکت سست موبلی آوند ایرانیان سهایی نمایی	Packing, marking shipping & preservation procedure								
	Project	Area	Phase	Unit	Dis.	Doc.	Seq.	Contract No : 52-98/445	
Owner Document Number: 17811-22	BU	20	VD	303	PE	PRC	0008	Rev.:	Page
								03	1 of 8

Packing, marking shipping & preservation procedure

03	05/09/2022	Approved for Construction	MC	KP	JR		
02	04/07/2022	Approved for Construction	MC	KP	JR		
01	28/06/2022	For approval	DH	KP	JR		
00	06/04/2022	For approval	DH	KP	JR		
Rev.	Date	Purpose of Issue	Prepared	Checked	Approved	AC Code	
							Class: 1 Phase: P

OWNER:  شرکت سست موبلی توستر ایرانیان (سهامی خاص)	BUSHEHR PETROCHEMICAL COMPANY MEG PLANT							EPC CONTRACTOR:	
MC :   شرکت سست موبلی توستر ایرانیان (سهامی خاص)	Packing, marking shipping & preservation procedure							 Chagalesh-Enerechimi-Steam Joint Venture BUPC-MEG PLANT PROJECT  Netherlands	
Owner Document Number: 17811-22	Project BU	Area 20	Phase VD	Unit 303	Dis. PE	Doc. PRC	Seq. 0008	Contract No : 52-98/445	
								Rev.: 03	Page 3 of 8

1 Preservation

The package is preserved at Airpack in the following way:

- Desiccant bags are placed inside electrical cabinets to prevent ingress of moisture in the electrical components.
- Shell Ensis Fluid DW is applied to the following surfaces:
 - customer flange faces
 - unpainted machined surfaces
- HMI will be covered with cardboard and white plastic in order to protect it against direct sunshine after unpacking at site.

This document is in accordance with the project packing and marking procedure. Items not mentioned here will be according to project and marking specification.

2 Packing (typical)

The packing consists of removable steel packing / lifting frame with lifting lugs, each covered with underlayment sheets of 15 mm thick, which are attached to wooden support beams of 2 x 3 inch. Finally this is sealed with heat shrinkable plastic.

OWNER:



**BUSHEHR PETROCHEMICAL COMPANY
MEG PLANT**

EPC CONTRACTOR:



MC :



**Packing, marking shipping & preservation
procedure**



Project	Area	Phase	Unit	Dis.	Doc.	Seq.
---------	------	-------	------	------	------	------

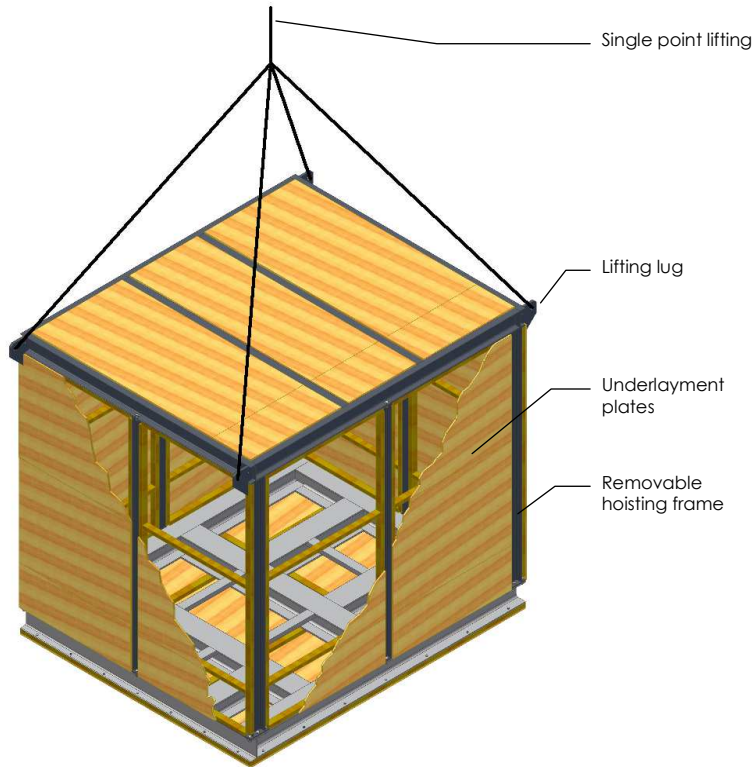
Contract No : 52-98/445





Owner Document Number:
17811-22

BU	20	VD	303	PE	PRC	0008
----	----	----	-----	----	-----	------

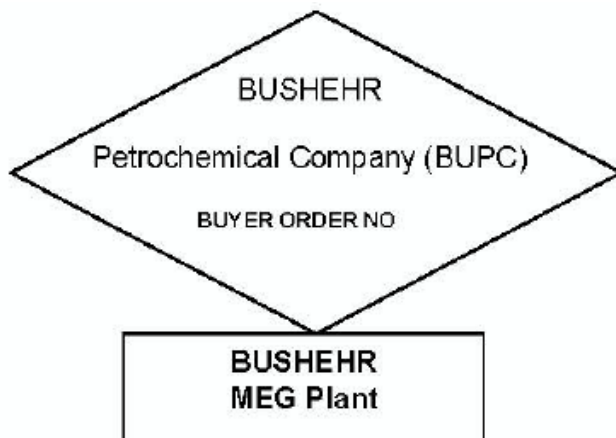
Rev.: Page

03 4 of 8



OWNER:  شرکت سست و سوز آبرایان (سامانی خاص)	BUSHEHR PETROCHEMICAL COMPANY MEG PLANT							EPC CONTRACTOR:  Chagalesh-Enerchimi-Steam Joint Venture BUPC-MEG PLANT PROJECT 	
	Packing, marking shipping & preservation procedure							Contract No : 52-98/445	
MC : 	Project	Area	Phase	Unit	Dis.	Doc.	Seq.	Rev.:	Page
Owner Document Number: 17811-22	BU	20	VD	303	PE	PRC	0008	03	5 of 8

Marking



Owner project no.:
 Contractor project no.:
 Project Name: Bushehr meg plant
 Owner: Bushehr petrochemical company
 Contractor:
 Ordered by:
 Order no.:
 Final Destination: Pars Special Economy
 Energy Zone Assalouyeh port Iran
 Dimensions: L X W X H
 Gross weight:
 Net Weight:
 Package no.: of





Including:

- Shipping marks will be mentioned on two opposite sides of the package.
- Positions of lifting lugs will be mentioned on package.
- Center of gravity will be mentioned on package.
- Shipping documents will be placed inside and on the outside of the package in plastic cover.

3 Shipping





To prevent damage to the package during transportation, the following instructions shall be followed:

- The package shall be hoisted and transported with use of lifting frame supplied with package. This lifting frame is removable. See GAD for further details.
- Lifting lugs are provided on each corner of this lifting frame, hence the use of spreader bars is not required.
- Lifting frame shall only be used for the hoisting of corresponding package.
- It is not allowed to make any modifications to lifting frame, whatsoever.
- Before lifting, check if all bolts attaching the lifting frame to main frame are securely fastened, if a removable lifting frame is applicable.
- Before hoisting, check if all underlayment plates are securely fastened. If in doubt, take appropriate measures to fasten or remove any loose plates. Under no circumstances shall

OWNER:  شرکت سست موبلی توستر ایرانیان (سهامی خاص)	BUSHEHR PETROCHEMICAL COMPANY MEG PLANT							EPC CONTRACTOR:	
MC :  شرکت سست موبلی توستر ایرانیان (سهامی خاص)	Packing, marking shipping & preservation procedure							 Chagalesh-Enerchimi-Steam Joint Venture BUPC-MEG PLANT PROJECT 	
Owner Document Number: 17811-22	Project	Area	Phase	Unit	Dis.	Doc.	Seq.	Contract No : 52-98/445	
	BU	20	VD	303	PE	PRC	0008	Rev.: 03	Page 6 of 8

the package be hoisted with defects to packing. Packing material may fall off and cause personnel injury.

- Use suitable lifting devices and transportation in line with weight and dimensions of package. Weight and dimensions are indicated on packing on two sides. If this data is not legible or not present, check packing list or contact Airpack.
- Never stand under a hoisted load!
- When transporting the package by road, pay attention to driving speed. When driving through a curve, slow down speed. Accelerate and decelerate as gradually as possible. When driving on an uneven road, slow down speed.





OWNER:  شرکت سست موبیل آفسه ایرانیان (سامانی خاص)	BUSHEHR PETROCHEMICAL COMPANY MEG PLANT							EPC CONTRACTOR:  Chagalesh-Enerchimi-Steam Joint Venture BUPC-MEG PLANT PROJECT 	
	Packing, marking shipping & preservation procedure							Contract No : 52-98/445	
MC : 	Project	Area	Phase	Unit	Dis.	Doc.	Seq.		
Owner Document Number: 17811-22	BU	20	VD	303	PE	PRC	0008	Rev.:	Page
								03	7 of 8

4 Handling & Storage

The applied preservations should protect the equipment for outside storage for up to 6 months in an uncovered and unheated condition. However, where possible, it is recommended to store the packages under a shelter. To make this storage period possible without problems, it is necessary to check the condition of the preservatives as well as the equipment itself on a regular basis. Depending on the conditions and outcome of each inspection, interval may change. It is recommended however to inspect the equipment and preservatives at least once every month.

When keeping the package in storage for longer periods, check the following:

- Package shall be stored preferably on a dry and clean location (see above explanation).
- Check if packing is still complete. If underlayment plates are missing, repair it.
- Check if applied preservation is still in good order. Furthermore, check if all rust preventatives are still sufficiently in place. If required, repair uncovered spots. If corrosion has formed, remove this first.
- Check presence of condensate in the moisture separator, safety valves, piping, control panel, instruments and any other location that may contain water. Drain condensate if present.
- To protect the control panel against humidity, bags with desiccant are placed inside panels. In case of long storage periods, replace desiccant bags ones every two months.
- In case of temperatures below 0°C, freezing of condensate can lead to damage. Prevent this by draining any condensate if applicable. In case of doubt, remove drain trap, safety valves and other instruments and keep it in a warehouse at non-freezing temperature. Do not remove tag number plates from removed valves and instruments!
- Check package for damaged coating. It is necessary to repair any damage to coating immediately, otherwise rust forming may lead to problems during start-up.
- It is advisable to turn all rotating equipment on a regular bases(e.g. once per month). To do so, turn all main and auxiliary motors (fan) and compressors manually.

OWNER:  شرکت سست و سوزی ترمز ایرانیان (سهامی خاص)	BUSHEHR PETROCHEMICAL COMPANY MEG PLANT							EPC CONTRACTOR:  Chagalesh-Enerchimi-Steam Joint Venture BUPC-MEG PLANT PROJECT 	
	Packing, marking shipping & preservation procedure							Contract No : 52-98/445	
MC :  شرکت سست و سوزی ترمز ایرانیان (سهامی خاص)	Project	Area	Phase	Unit	Dis.	Doc.	Seq.		
Owner Document Number: 17811-22	BU	20	VD	303	PE	PRC	0008	Rev.:	Page
								03	8 of 8

5 Unpacking

To prevent damage to package during unpacking, following instructions shall be followed:

- Package shall not be elevated when unpacking. Make sure package is standing on the ground when opening the packing.
- Do not remove bottom underlayment plates, before inspecting the inside of package!
- First remove all or at least sufficient side panels (underlayment plates) for access to inside of packing.
- Remove all loose parts that are placed on bottom underlayment plates, if applicable. Some parts may have been disassembled to minimise transport dimensions and placed inside packing as loose items. Therefore it is required to remove all loose parts, before bottom plates are removed. Otherwise parts may fall out.
- When bottom underlayment plates are free from obstructions, loosen all bolts which are screwed to bottom underlayment plates.
- Elevate package slightly and remove bottom plates.
- Package can now be installed on its foundation. See instruction manual for further details.
- When package is on its foundation and correctly positioned, the removable lifting frame (if applicable) can be removed. It is advised however to remove all side panels before removing lifting frame. Limited sight of inside of packing may lead to damage, as obstructions may not be noticed.
- Before removing lifting frame (if applicable), make sure package is on its foundation and not elevated!
- To remove lifting frame (if applicable), remove all bolts that connect lifting frame to main skid.
- Hoist the lifting frame vertically (if applicable) and take care not to hit any parts of the package.
- Underlayment plates and lifting frame (if applicable) shall be disposed of in a properly manner. Local regulations must be followed.
- It is advised to leave all preservatives in places until equipment will be commissioned. Check if all preservatives are still in good order, and give it the necessary attention, if required.
- After instalment of the package, please remove fixation of vibration dampers (if applicable).