



ASPC Project








END CUSTOMER	: Arya Sasol Polymer Company
CONTRACTOR	: DYPNF Co., Ltd.
VENDOR NAME	: Airpack Netherlands BV
EQUIPMENT DESCRIPTION	: Screw Compressor & Roots Blower
PURCHASE ORDER NUMBER	: PO-PC2312-08

Customer Document : 3944-VD-0171-DYP-RE-400-DIA-0082
Number

Airpack Document Number : 23383-27

Document Title : Cause & Effect diagram

Review Code and Status		Contractor Initials/Signature	Date signed
	Code 1 REJECTED - Vendor to revise and Resubmit. Work cannot proceed		30 May 2025
	Code 2 Comments As Noted - Work May proceed, subject to compliance with and incorporation of comments		
	Code 3 No Comments - Work may proceed.		
	Code 4 Information only - Review not required.		

00	Issued for Approval	13-05-2025	SC	SC	JJ
Rev. No.	Description	Date	Prepared by	Checked by	Approved by

Please explain the meaning of the three items.



DOCUMENT TITLE
Cause & Effect chart Nitrogen

General Comment
Please enter the setpoint value.

General
It should be subdivided into start/stop for each motor.
1. Start / Main Motor
2. Stop / Main Motor
3. Start / Oil Demister
4. Stop / Oil Demister
5. Start / Ventilation Fan
6. Stop / Ventilation Fan
Please apply the same to other pages.

Instrument Tag	Signal	Type	Description
T.B.A.	ESD	BUTTON	EMERGENCY SHUT DOWN (LPS)
T.B.A.	ESD	ESD	EMERGENCY SHUT DOWN (DCS)
T.B.A.	STOP	BUTTON	STOP BUTTON (LPS)
T.B.A.	STOP	BUTTON	STOP BUTTON (DCS)
T.B.A.	START	BUTTON	START BUTTON (LPS)
T.B.A.	START	BUTTON	START BUTTON (DCS)
NOTE 1	TRIP	LL	COMPRESSOR INLET PRESSURE
NOTE 1	TRIP	HH	COMPRESSOR OIL TEMPERATURE
NOTE 1	TRIP	LL	COMPRESSOR OIL PRESSURE
NOTE 1	TRIP	HH	COMPRESSOR DISCHARGE PRESSURE
NOTE 1	TRIP	HH	COMPRESSOR DISCHARGE TEMPERATURE
NOTE 1: This nitrogen screw compressor cause & effect is applicable for 44C-40001A/B			

Tag Number	Component	READOUT	START	STOP	TRIP	TRIP SIGNAL	TRIP LAMP
N/A	displ. readout on DCS						
T.B.A.	Compressor						
T.B.A.	Compressor						
T.B.A.	Compressor						
T.B.A.	Common trip						
T.B.A.	Common trip (to DCS)						
		x			x	x	x
		x			x	x	x
		x		x			
		x		x			
		x	x				
		x	x				
		x			x	x	x
		x			x	x	x
		x			x	x	x

General
The signal below shall be added.
44Y - 4001010 - RS / Running Status / Off / Main Motor (44C - 40001A - M1)
44Y - 4001011 - RS / Running Status / Off / Oil Demister (44C - 40001A - M2)
44Y - 4001012 - RS / Running Status / Off / Ventilation Fan (44C - 40001A - M3)
44Y - 4002010 - RS / Running Status / Off / Main Motor (44C - 40001B - M1)
44Y - 4002011 - RS / Running Status / Off / Oil Demister (44C - 40001B - M2)
44Y - 4002012 - RS / Running Status / Off / Ventilation Fan (44C - 40001B - M3)
Please apply the same to other pages.

General Comment
1. All tag numbers must be entered.
2. Please also include the information related to Oil Demister and Ventilation Fan.

